




Expanding Your Solutions



## FAS® 093X-V (Vinyl) Fire-Rated Control Joint

Building out fire-rated control joints on wall assemblies using traditional methods is costly and time consuming. CEMCO's FAS 093X-V (Vinyl) Fire-Rated Control Joint revolutionizes this process. Integrated intumescent tape rated for 1 and 2 hours, and the flexible bead accommodates up to 3/8" in building movement.



### Installation Guide

#### Before Installation:

Ensure that the wall is built to outlined specifications for XHBN.WW-D-0172 in the UL directory.

#### Step 1:

Measure and cut the bead to length.  
Dry fit to test proper cut.

#### Step 2:

Spray the bead and edge of drywall with 1 coat each of 847 Spray Adhesive and position the bead into place.


#### Step 3:

Once in position, pressure the leg using a CEMCO installation tool or the handle of your taping knife.

#### Step 4:

Staple the mud leg into place every 6"-8" with 1/2" staples.


#### Step 1:



#### Step 2:



#### Step 3:



#### Step 4:

