

# Laboratory Acoustical Test Report

*FC21-0303*

Impact Insulation Class and Sound Transmission Class

ASTM E492, E90

September 17, 2021

## **Test Assembly:**

Shaw Expo Luxury Vinyl Tile

USG Levelrock® 2500 Floor Underlayment

USG SAM-N25™ Sound Attenuation Mat

Oriented Strand Board Sheathing

Johns Manville Fiberglass Insulation

York PB Open Web Truss

CEMCO RC-1XD Resilient Channel

USG SHEETROCK® Brand FIRECODE® C Core Gypsum Panel

***IIC-51***

***HIIC-55***


***STC-60***

**California Expanded Metal Company (CEMCO)**

13191 Crossroads Parkway North Suite 325

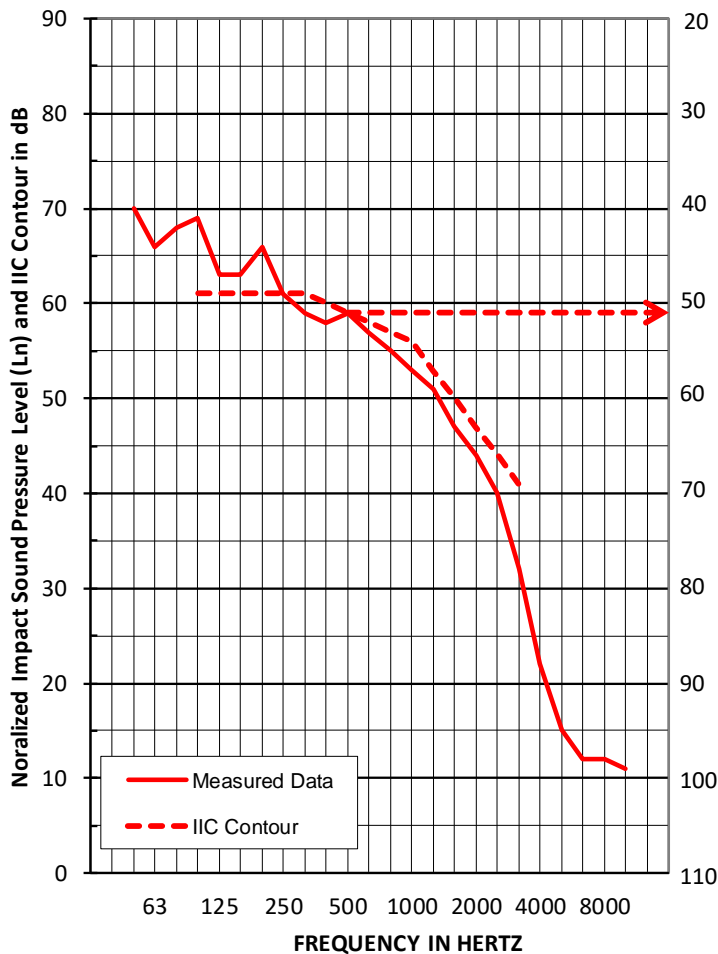
City of Industry, CA 91746

### Impact Insulation Class Test FC21-0303: IIC 51



Finish Flooring	2 mm Shaw Expo Luxury Vinyl Tile
Underlayment	25.4 mm USG Levelrock Brand 2500 Floor Underlayment
Sound Mat	6.4 mm USG Levelrock Brand SAM-N25 Sound Attenuation Mat
Structural Sheathing	18.8 mm Oriented Strand Board Sheathing
Insulation	88.9 mm Johns Manville Unfaced R-13 Fiberglass Insulation
Structural Type	457.2 mm York PB Truss L/360 Open Web Truss
Resilient Attachment	12.7 mm CEMCO RC-1XD Resilient Channel
Gypsum Panel	15.9 mm USG SHEETROCK Brand FIRECODE C Core Gypsum Panel


Test Date: August 25, 2021  
 Construction Date: August 25, 2021  
 Test Specimen Area: 11 sq.m.  
 Receiving Room Volume: 156 cu.m.  
 Receiving Room Temperature: 22.8-22.9 degrees C  
 Receiving Room Relative Humidity: 76-77 percent



95% Confidence		
Freq	Limit	Ln
50	2.0	70
63	3.2	66
80	1.3	68
100	2.2	69
125	1.7	63
160	0.8	63
200	0.9	66
250	0.8	61
315	0.6	59
400	0.6	58
500	0.6	59
630	0.3	57
800	0.3	55
1000	0.2	53
1250	0.2	51
1600	0.3	47
2000	0.5	44
2500	0.6	40
3150	0.8	32
4000	1.3	<u>22</u>
5000	0.8	<u>15</u>
6300	0.4	<u>12</u>
8000	0.3	<u>12</u>
10000	0.3	<u>11</u>

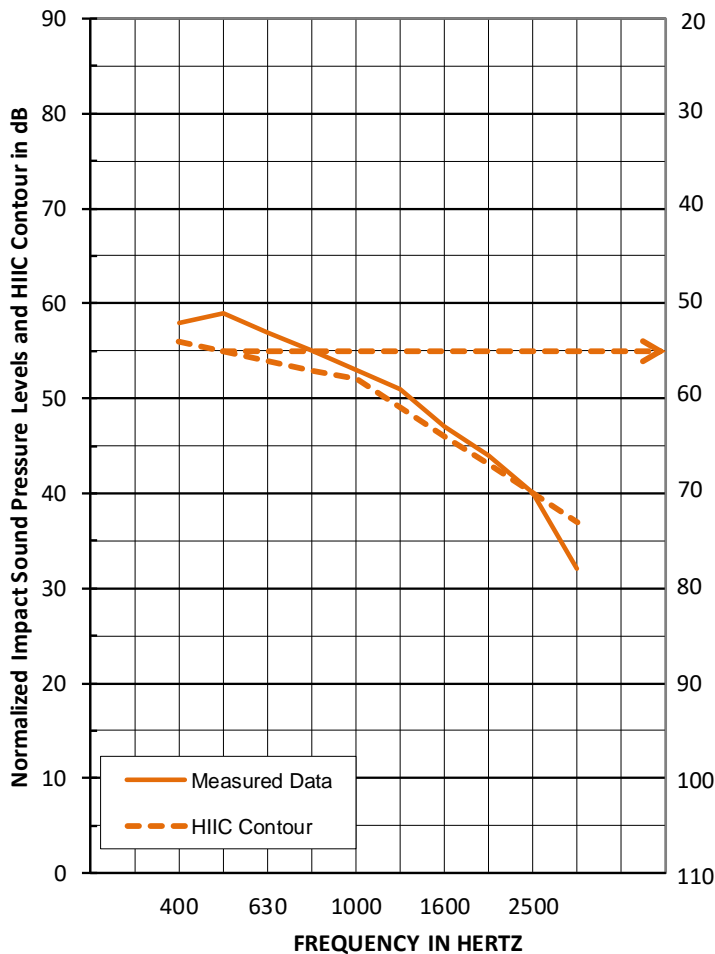
*Background Affected*

## High-frequency Impact Insulation Class Test FC21-0303: HIIC 55



Finish Flooring Underlayment Sound Mat Structural Sheathing Insulation Structural Type Resilient Attachment Gypsum Panel	2 mm Shaw Expo Luxury Vinyl Tile 25.4 mm USG Levelrock Brand 2500 Floor Underlayment 6.4 mm USG Levelrock Brand SAM-N25 Sound Attenuation Mat 18.8 mm Oriented Strand Board Sheathing 88.9 mm Johns Manville Unfaced R-13 Fiberglass Insulation 457.2 mm York PB Truss L/360 Open Web Truss 12.7 mm CEMCO RC-1XD Resilient Channel 15.9 mm USG SHEETROCK Brand FIRECODE C Core Gypsum Panel
-----------------------------------------------------------------------------------------------------------------------------------------------	------------------------------------------------------------------------------------------------------------------------------------------------------------------------------------------------------------------------------------------------------------------------------------------------------------------------------------------------------------------------------------------------------------------


Test Date: August 25, 2021  
 Construction Date: August 25, 2021  
 Test Specimen Area: 11 sq.m.  
 Receiving Room Volume: 156 cu.m.  
 Receiving Room Temperature: 22.8-22.9 degrees C  
 Receiving Room Relative Humidity: 76-77 percent



95% Confidence		
Freq	Limit	Ln
400	0.6	58
500	0.6	59
630	0.3	57
800	0.3	55
1000	0.2	53
1250	0.2	51
1600	0.3	47
2000	0.5	44
2500	0.6	40
3150	0.8	32

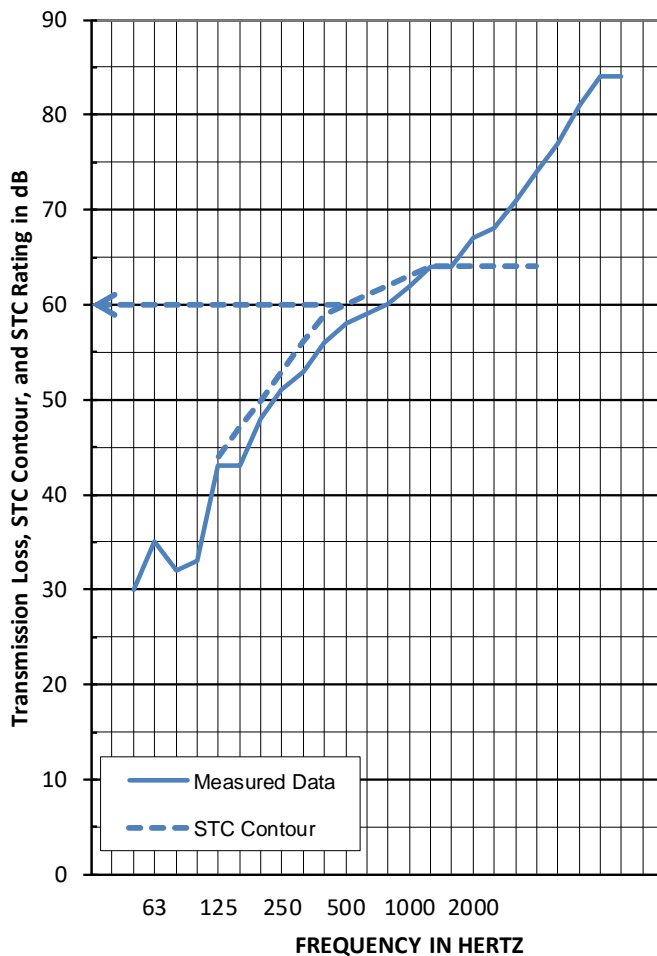
No Ln values were  
 affected by background  
 noise or flanking.

### Sound Transmission Class Test FC21-0303: STC 60



Finish Flooring	2 mm Shaw Expo Luxury Vinyl Tile
Underlayment	25.4 mm USG Levelrock Brand 2500 Floor Underlayment
Sound Mat	6.4 mm USG Levelrock Brand SAM-N25 Sound Attenuation Mat
Structural Sheathing	18.8 mm Oriented Strand Board Sheathing
Insulation	88.9 mm Johns Manville Unfaced R-13 Fiberglass Insulation
Structural Type	457.2 mm York PB Truss L/360 Open Web Truss
Resilient Attachment	12.7 mm CEMCO RC-1XD Resilient Channel
Gypsum Panel	15.9 mm USG SHEETROCK Brand FIRECODE C Core Gypsum Panel

Test Date: August 25, 2021  
 Construction Date: August 25, 2021  
 Test Specimen Area: 11 sq.m.  
 Source/Receiving Room Volume: 190/156 cu.m.  
 Source/Receiving Room Temperature: 22.8/23.9 degrees C  
 Source/Receiving Room Relative Humidity: 76/76 percent



Freq	TL
50	<b>30</b>
63	<b>35</b>
80	32
100	<b>33</b>
125	<b>43</b>
160	<b>43</b>
200	<b>48</b>
250	<b>51</b>
315	<b>53</b>
400	<b>56</b>
500	58
630	59
800	60
1000	62
1250	64
1600	64
2000	67
2500	68
3150	71
4000	74
5000	77
6300	<u>81</u>
8000	<u>84</u>
10000	<u>84</u>

Background Affected

Flanking Affected

Background and Flanking Affected

## **1.0 TEST PROCEDURES**

### **1.1 Impact Insulation Tests**

All tests were conducted in accordance with ASTM E492, "Standard Test Method for Laboratory Measurement of Impact Sound Transmission through Floor-Ceiling Assemblies Using the Tapping Machine." The IIC is a single-number rating derived from the Impact Sound Pressure Level in accordance with ASTM E989, "Standard Classification for Determination of Impact Insulation Class (IIC)." Results are presented above.

95% confidence intervals represent uncertainty for microphone averaging, not tapping positions.

### **1.2 High-frequency Impact Insulation Class Tests**

The HIIC is the High-frequency Impact Insulation Class and is meant to assess the high-frequency impact noise on a floor-ceiling assembly. The higher the value, the better the floor, meaning less noise from high-frequency impacts in the space below.

All tests were conducted in accordance with the requirements of ASTM E492, "Standard Test Method for Laboratory Measurement of Impact Sound Transmission through Floor-Ceiling Assemblies Using the Tapping Machine," using ASTM E3222 "Standard Classification for Determination of High-frequency Impact Sound Ratings" to calculate the High-frequency Impact Insulation Class (HIIC). Results are presented above.

### **1.3 Transmission Loss Tests**

All tests were conducted in accordance with ASTM E90, "Standard Test Method for Laboratory Measurement of Airborne Sound Transmission Loss of Building Partitions," using the single-direction method. STC is a single-number rating derived from measured values of Sound Transmission Loss through a test specimen in accordance with ASTM E413, "Classification for Rating Sound Insulation." Results are presented above.

## 2.0 TEST ASSEMBLY

### 2.1 Assembly Description

The test assembly consists of:

- Shaw Expo Luxury Vinyl Tile;
- USG Levelrock® Brand 2500 Floor Underlayment;
- USG Levelrock® Brand SAM-N25 Sound Attenuation Mat;
- Oriented Strand Board Sheathing;
- Johns Manville Unfaced R-13 Fiberglass Insulation;
- York PB Truss L/360 Open Web Truss;
- CEMCO RC-1XD Resilient Channel;
- USG SHEETROCK® Brand FIRECODE® C Core Gypsum Panel.

Total mass of the floor-ceiling assembly was 1032 kg, having an area density of 81 kg/m<sup>2</sup>. This represents the entire area.

Product/Element	Thickness	Dimensions	Area	Area Density
Luxury Vinyl Tile	2 mm	1219 mm x 152 mm	10.98 m <sup>2</sup>	3.5 kg/m <sup>2</sup>
Floor Underlayment	25 mm	3023 mm x 3632 mm	10.98 m <sup>2</sup>	50 kg/m <sup>2</sup>
Sound Attenuation Mat	6 mm	3023 mm x 1003 mm	10.98 m <sup>2</sup>	0.5 kg/m <sup>2</sup>
Oriented Strand Board Sheathing	19 mm	1219 mm x 2438 mm	10.98 m <sup>2</sup>	14 kg/m <sup>2</sup>
Fiberglass Insulation	89 mm	521 mm x 3023 mm	10.98 m <sup>2</sup>	1 kg/m <sup>2</sup>
Open Web Truss	457 mm	89 mm x 2934 mm	7 trusses	19 kg/truss
Resilient Channel	13 mm	67 mm x 3632 mm	32.7 lin m	0.3 kg/m
Gypsum Board	16 mm	1219 mm x 3023 mm	10.98 m <sup>2</sup>	12 kg/m <sup>2</sup>

### 2.2 Installation

The materials were installed in the following manner:

- Shaw Luxury Vinyl Tile: A sheet of 2 mil polyethylene plastic was adhered to the subfloor topping with Sprayway Fast Tack 85 spray adhesive. The vinyl tile was adhered to the sheathing with Shaw S150 spray adhesive. Adhesive was allowed to cure per manufacturer's specifications.
- Floor Underlayment: Poured directly onto the subfloor underlayment, cured a minimum of 14 days. The gypsum panel had a closed cell foam perimeter isolation. No noticeable shrinkage or cracking was visible on the specimen.
- Sound Mat: Loose laid with seams overlapping and taped.
- Board Sheathing: Fastened to trusses with 76 mm by 3 mm framing nails on 203 mm centers along perimeter and 305 mm centers in the field.
- Fiberglass Insulation: Installed in the cavity between trusses, stapled flush with the subfloor.
- Open Web Truss: Installed on 610 mm centers using JUS414 hanger brackets. The test frame was isolated from the structure with a dense neoprene gasket.
- Resilient Channel: Installed on 406 mm centers perpendicular to the trusses.
- Gypsum Panel: Fastened to the channels on 305 mm centers with 25.4 mm Type S bugle head screws. The seams of the gypsum panels were sealed with Pecora AC-20 FTR caulk and covered with pressure sensitive tape.

The assembly was constructed on August 25, 2021.

### 3.0 TESTING PROTOCOL

This report summarizes laboratory acoustical testing contracted by Veneklasen to be completed for California Expanded Metal Company (CEMCO) on CEMCO RC-1XD Resilient Channel. The scope of the acoustical testing is for Impact Insulation Class (IIC), High-frequency Impact Insulation Class (HIIC), and Sound Transmission Class (STC), in accordance with ASTM standards E492, E90.

The tests were conducted on August 25, 2021. Details of the tests are contained in this report. Testing was completed in strict accordance with the following standards:

- ASTM E90, "Standard Test Method for Laboratory Measurement of Airborne Sound Transmission Loss of Building Partitions"
- ASTM E413, "Classification for Rating Sound Insulation"
- ASTM E492, "Standard Test Method for Laboratory Measurement of Impact Sound Transmission through Floor-Ceiling Assemblies Using the Tapping Machine"
- ASTM E989, "Standard Classification for Determination of Impact Insulation Class (IIC)"
- ASTM E2235, "Standard Test Method for Determination of Decay Rates for Use in Sound Insulation Test Methods"
- ASTM E3222, "Standard Classification for Determination of High-frequency Impact Sound Ratings."

### 3.1 Equipment

Equipment list and information associated with this test, including calibration information, is included in the Appendix.

### 3.2 Accreditation and Reporting

Report must be distributed in its entirety except with written authorization from Veneklasen Associates. Test was conducted at IAS-accredited test facility; the full report is available upon request. Detailed test procedures, data for flanking limit tests, repeatability measurements, and reference specimen tests are available on request.

Veneklasen Associates provides no warranties, expressed or implied, regarding the structural integrity or fitness of these assemblies for a specific installation. Any advertising which utilizes this test report or test data must not imply product certification or endorsement by Veneklasen Associates, NVLAP, NIST or the U.S. Government.

Sincerely,  
**Veneklasen Associates, Inc.**



John LoVerde, FASA  
Principal

## **APPENDIX**

### Test Equipment and Photos



Instrument	Manufacturer	Model	Description	Serial Number	Calibration Date
Data acquisition unit	National Instruments	PXI-4462	Data acquisition card	63763-1	10/20
Data acquisition unit	National Instruments	PXI-4462	Data acquisition card	63763-4	10/20
Data acquisition unit	National Instruments	PXI-4462	Data acquisition card	65124	02/21
Microphone calibrator	Norsonic	1251	Acoustical calibrator	65105	09/20
Receive room microphone	PCB Piezotronics	378C20	Microphone and preamplifier	64340	11/20
Receive room microphone	PCB Piezotronics	378B20	Microphone and preamplifier	65617	09/20
Receive room microphone	PCB Piezotronics	378B20	Microphone and preamplifier	65968	01/21
Receive room microphone	PCB Piezotronics	378B20	Microphone and preamplifier	INT01089	02/21
Receive room microphone	PCB Piezotronics	378B20	Microphone and preamplifier	INT 00652	02/21
Receive room environmental indicator	Comet	T7510	Temperature and humidity transmitter	63810	10/20
				63811	10/20
Source room microphone	PCB Piezotronics	378C20	Microphone and preamplifier	65969	04/21
Source room microphone	PCB Piezotronics	378C20	Microphone and preamplifier	63742	03/21
Source room microphone	PCB Piezotronics	378C20	Microphone and preamplifier	63747	09/20
Source room microphone	PCB Piezotronics	378C20	Microphone and preamplifier	63745	09/20
Source room microphone	PCB Electronics	378C20	Microphone and preamplifier	63744	09/20
Source room environmental indicator	Comet	T7510	Temperature and humidity transmitter	63812	10/20
Tapping machine	Norsonic	Nor277	Tapping machine	INT00936	01/21
Test Chamber Receive Room Volume			156 m <sup>3</sup>		
Test Chamber Source Room Volume			190 m <sup>3</sup>		



*Photo 1: View of Source Chamber, finish flooring installation observed*

*Photo 2: View of Receive Chamber, gypsum panel ceiling observed*