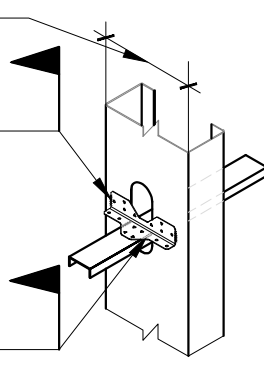
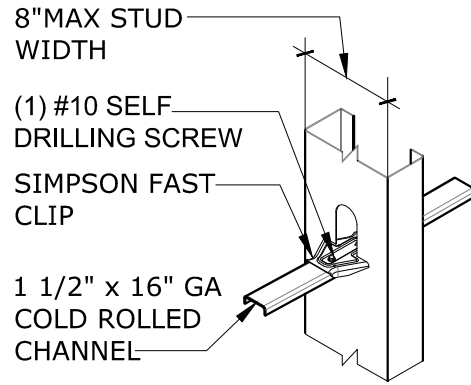


**OPTION 1:**  
SCREWED ATTACHMENT  
OF LATERAL BRACING

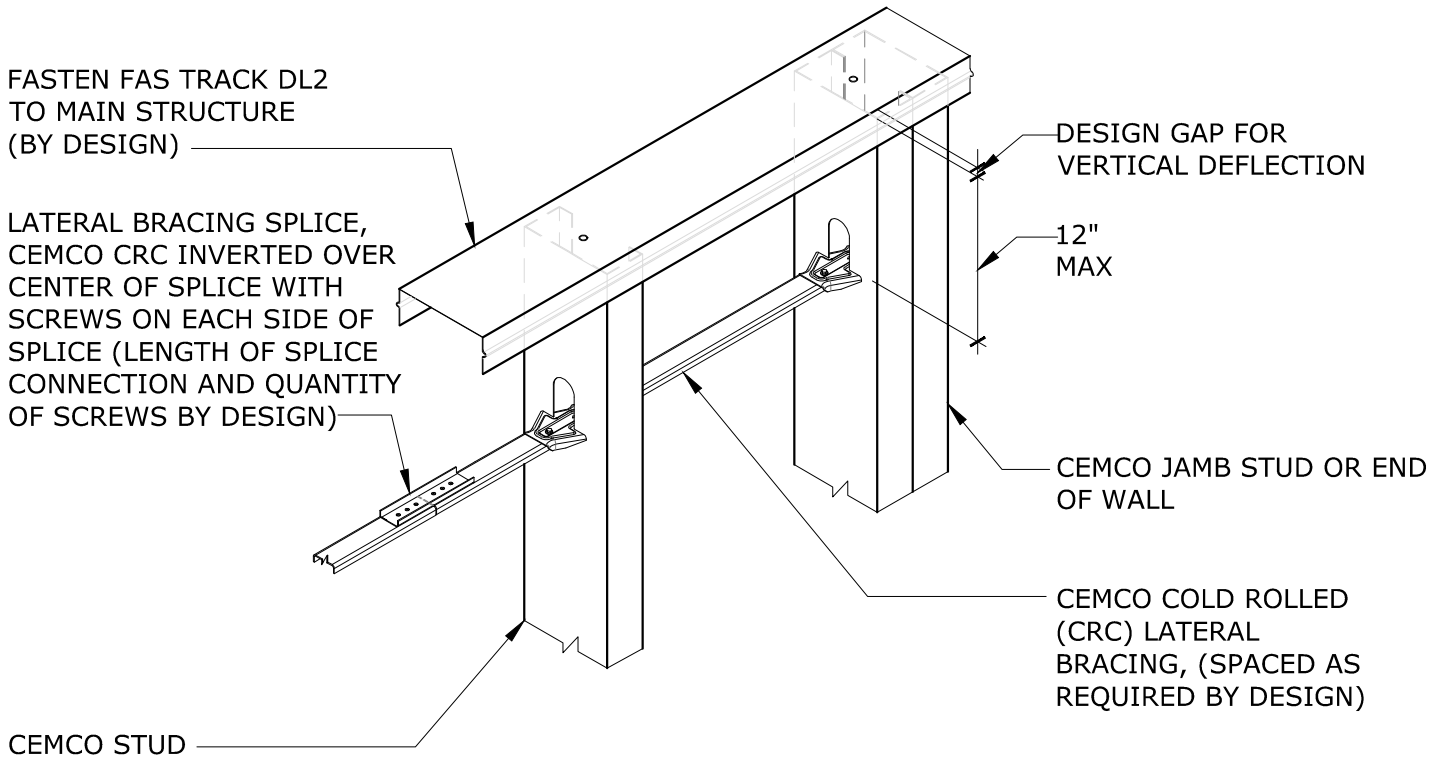


**OPTION 2:**  
WELDED ATTACHMENT  
OF LATERAL BRACING



**OPTION 3:**  
CLIP ATTACHMENT  
OF LATERAL BRACING

**BRACING ATTACHMENTS**



**2B DEFLECTION TRACK ASSEMBLY - FAS TRACK DL2 WITH COLD-ROLLED CHANNEL & SIMPSON CLIP** SCALE: N.T.S.

**CEMCO ENGINEERING**

1001-A PITTSBURG ANTIOCH HWY  
PITTSBURG, CA 94565  
ENG. DEPT. 925.473-9340  
FAX 925.473.9124  
www.cemcosteel.com

**DISCLAIMER:**

CEMCO assumes no liability for failure resulting from the use of it's drawings, or for failure resulting from the use of alternate materials, or improper application or installation. This drawing is supplied solely to assist in the selection and application of CEMCO products. This drawing is generic in nature and should not be used in design or construction without an independent evaluation by a qualified Architect or Engineer of Record.

**CATEGORY:**

**NON-LOAD BEARING WALL DETAILS**

REV: 1  
RELEASE: 12/12/2019