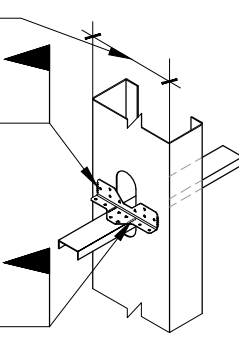
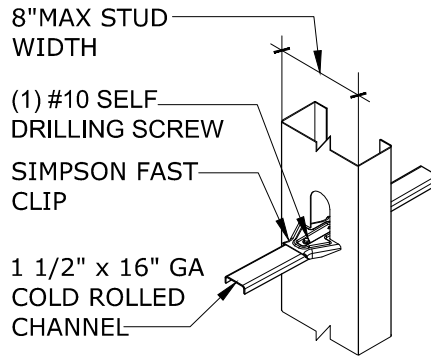


OPTION 1:
SCREWED ATTACHMENT
OF LATERAL BRACING

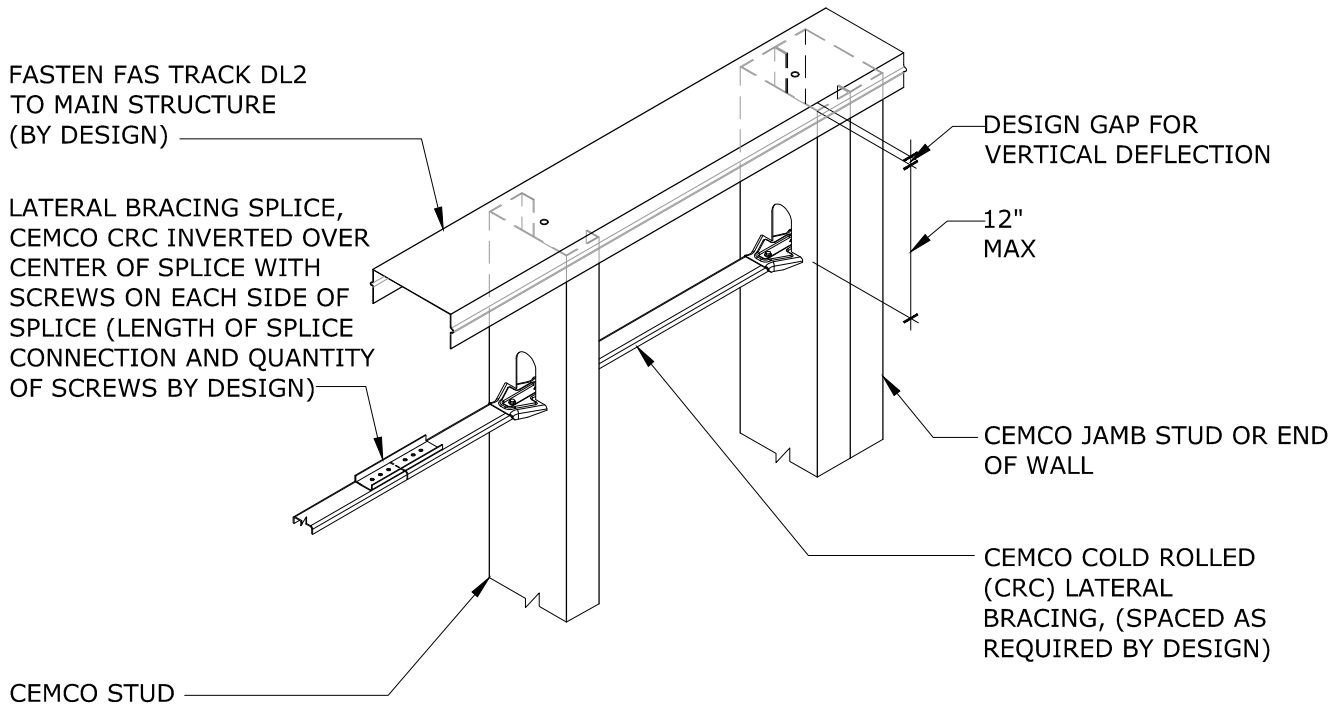


OPTION 2:
WELDED ATTACHMENT
OF LATERAL BRACING



OPTION 3:
CLIP ATTACHMENT
OF LATERAL BRACING

BRACING ATTACHMENTS



2B DEFLECTION TRACK ASSEMBLY - FAS TRACK DL2 WITH COLD-ROLLED CHANNEL & SIMPSON CLIP SCALE: N.T.S.



CEMCO ENGINEERING
1001-A PITTSBURG ANTIOCH HWY
PITTSBURG, CA 94565
ENG. DEPT. 925.473-9340
FAX 925.473.9124
www.cemcosteel.com

DISCLAIMER:
CEMCO assumes no liability for failure resulting from the use of it's drawings, or for failure resulting from the use of alternate materials, or improper application or installation. This drawing is supplied solely to assist in the selection and application of CEMCO products. This drawing is generic in nature and should not be used in design or construction without an independent evaluation by a qualified Architect or Engineer of Record.

CATEGORY:
CURTAIN WALL DETAILS

REV: 1
RELEASE: 11/09/2019