



Expanding Your Solutions



Joint Firestopping Submittal Package "The Faster Way to Firestop"®


Complete Submittal Package

Table of Contents

ASTM/Standards Declaration.....	3
Material Content	4
Sound Test Reports.....	5
NEW! FireRip® (High Deflection Dynamic Joint Protection) Specification Sheet.....	6-7
NEW! FireRip® UL Details.....	8-12
NEW! FireRip®-Strap	13-14
HOTROD® Type-X (Compressible Firestopping) Specification Sheet.....	15-16
HOTROD® Type-X UL Details	17-20
NEW! HOTROD® XL (Fire Rated Deflection Bead) Specification Sheet	21-22
NEW! HOTROD® XL UL Details	23-25
NEW! CEMCO Fire Bead® (Fire Rated Deflection Bead) Specification Sheet	26-27
NEW! CEMCO Fire Bead® UL Details	28-29
NEW! CEMCO Super Seal-X (Fire Rated Deflection Bead) Specification Sheet	30-31
NEW! CEMCO Super Seal-X UL Details	32-33
NEW! CEMCO Fire Gasket® (Firestopping for Building Joints) Specification Sheet	34-35
NEW! CEMCO Fire Gasket® UL Details	36-39
NEW! CEMCO Flute Shield Specification Sheet	40-41
NEW! CEMCO Flute Shield UL Details	42
FAS® STRAP Specification Sheet	43-44
FAS® STRAP UL Details	45
RBR Strap (Rated Base Reveal) Specification Sheet	46-47
RBR Strap UL Details	48
FAS® 093X™ Specification Sheet	49-50
FAS® 093X™-V Specification Sheet	51-52
FAS® 093X™-V UL Details	53
Smoke and Sound Stop Specification Sheet	54-55
NEW! CEMCO Sound Gasket® (Sound Abatement for Building Joints) Specification Sheet	56-57
“CST” Brand Slotted Tracks (Standard)	58
“CST” Brand Slotted Tracks (with Optional Drift Slots)	59

CEMCO® Presents the Faster Way to Firestop®

Scan or click the code to view the latest head-of-wall innovations video!



Steel Thickness

Color Code (painted on ends)	Mil Thickness	Design Thickness (in.) ¹	Minimum Thickness (in.) ^{1,2}
None	18	0.0188 (.48 mm)	0.0179 (.45 mm)
White	33	0.0346 (.88 mm)	0.0329 (.84 mm)
Yellow	43	0.0451 (1.15 mm)	0.0428 (1.09 mm)
Green	54	0.0566 (1.44 mm)	0.0538 (1.37 mm)
Orange	68	0.0713 (1.81 mm)	0.0677 (1.72 mm)

1) Uncoated Steel Thickness. Thickness is for carbon sheet steel.

2) Minimum thickness represents 95% of the design thickness and is the minimum acceptable thickness with 2004 AISI supplement.

Patents & Intellectual Property Rights

CEMCO fire-rated products, or installations incorporating these products, may be covered by one or more of the following U.S. Patent #'s, as well as several other patents pending:

- 7,617,643
- 8,281,552 B2
- 8,322,094
- 8,353,139
- 8,595,999
- 8,640,415
- 8,671,632
- 8,793,947
- 8,938,922
- 9,045,899
- 9,085,895
- 9,127,454
- 9,290,932
- 9,371,644
- 9,481,998
- 9,551,148
- 9,551,148 B2
- 9,616,259
- 9,637,914
- 9,683,364
- 9,739,052
- 9,752,318 B2
- 9,879,421
- 9,931,527
- 9,973,319
- 10,000,923
- 10,011,983
- 10,077,550
- 10,184,246
- 10,689,842 B2
- 10,753,084
- 11,111,666

ASTM & Code Standards

- ASTM A653/653M, A924/924M, A1003/1003M, C645 and C754.
- ASTM E3157-20 Standard Guide for Understanding and Using Information Related to Installation of Firestop Systems.
- UL ESR25033-01 (Fire Bead, Fire Gasket (0.5, 1, 1.5), FAS 093X, FAS 093X-V, FAS Strap, RBR Strap, HOTROD Type-X (1" & 2"), HOTROD XL, Super Seal-X, FireRip, Flute Shield).
- IBC: 2012, 2015, 2018, 2021
- CBC: 2013, 2016, 2019
- ASTM E 1966: Standard Test Method of Fire Tests of Firestop Systems.
- UL 2079 5th Edition Tests For Fire Resistance of Building Joints.
- ASTM E-119 Standard Test Methods for Fire Tests of Building Construction and Material.
- Sound Tested in accordance with ASTM E90-09.
- Air leakage tests conducted for compliance with Section 713.6 of IBC and CBC.



LEED v4 for Building & Design Construction (Steel)

- MR Prerequisite: Construction and Demolition Waste Management Planning.
- MR Credit: Construction and Demolition Waste Management.
- MR Credit: Building Product Disclosure and Optimization – Sourcing of Raw Materials, Option 2.
- MR Credit: Building Product Disclosure and Optimization – Material Ingredients, Option 1.
- MR Credit: Building Life-Cycle Impact Reduction, Option 4.

Recycled Content (Steel)

- Total Recycled Content: 36.9%
- Post-Consumer: 19.8%
- Pre-Consumer: 14.4%

Recycled Content (Vinyl)

CEMCO Fire Bead®, Fire Gasket®, Sound Gasket®, HotRod® XL, and FAS® 093X™-V are manufactured for CEMCO by Trim-Tex Drywall Solutions with recycled PVC materials. These trims contain the following recycled content (RC) in the finished vinyl product:

CEMCO Product	Pre-Consumer RC	Post-Consumer RC
Fire Bead®	30%	0%
Fire Gasket®, Sound Gasket®	65%	0%
HOTROD® XL	42%	0%
FAS® 093X™-V	48%	0%

For LEEDv4 Building Product Disclosure and Optimization – Sourcing of Raw Materials, please complete the Product Intake Form at

https://www.trim-tex.com/files/9515/6262/0392/TrimTex_LEEDv4_BPDO_ExtendedResponsibility_FINAL.pdf

All products are manufactured and assembled in the United States. The foam component of HOTROD® XL does not contain pre- or post-consumer recycled content and is not recyclable. It is classified as a nonregulated solid waste and is not considered hazardous as defined under the Resource Conservation and Recovery Act (RCRA) 40 CFR

261. It does not contain any ingredients that are IARC, NTP, or OSHA listed carcinogen. Its VOC Content is less than 1% by weight and less than 10 g/L.

Intumescent Fire Tape

Intertek does hereby certify that an independent assessment has been conducted on behalf of RECTORSEAL, LLC


Certificate Number: CA-42996-2021a

Conformance Criteria: California Department of Public Health (CDPH) Standard Method v1.2: Private Office and School Classroom.

Issuing Office Name & Address: Intertek Testing Services NA, Inc. 4700 Broadmoor Ave SE, Suite 200, Kentwood, MI 49512 USA

Ph: +1-616-656-7401

Product Category	Intumescent Tape
Model Name	BlazeSeal™
Product Restrictions	None
TVOC Range*	Between 0.5 and 5.0 mg/m3



CERTIFIED
CLEAN AIR GOLD

California's Proposition 65 Warning

California's Safe Drinking Water and Toxic Enforcement Act of 1986 – commonly referred to as Proposition 65 ("Prop 65") (27 Cal. Code Reg. § 25600, et seq.) – has recently changed, requiring manufacturers to provide a warning based on its knowledge about the presence of one or more of the almost 900 listed chemicals which are known to the State of California to cause cancer and birth defects, or other reproductive harm. With a few exceptions, manufacturers operating in the state of California as well as those entities who distribute, import, package, and/or supply products into the State of California are now required provide a "clear and reasonable" warn-

ing to consumers that their products may contain one or more of these listed chemicals or compounds. The complete list is available at www.P65Warnings.ca.gov.


In compliance with the new requirements, we are notifying each of our customers that CEMCO products contain Nickel (metallic) and/or other chemicals listed which are known to the State of California to cause cancer and birth defects or other reproductive harm. Safety data sheets from our major suppliers are available from CEMCO on our website at www.cemcosteel.com.

HOTROD® Type-X and HOTROD® XL Sound Test Reports

- NOAL 19-1049 STC 68 Double Wall/Double Layer HOTROD XL
- NOAL 19-1048 STC 63 HOTROD XL Double Wall
- STC-68 2 layer, 2 layer ViperStud 18 mil, 24 OC Chase Wall R13 HOTROD TL14-285
- STC-68 2 layer, 2 layer, Viper-X 18 mil, 24 OC Chase Wall R13 HOTROD XL NOAL19-1049
- STC-63 1 layer, 2 layer ViperStud 18 mil 24 OC R11 Tab Track HOTROD TL17-433
- STC-60 1 layer, 1 layer ViperStud 18 mil 24 OC R11, HOTROD TL17-430
- STC-58 2 layer, 1 layer ViperStud 18 mil 24 OC R13 Tab Track, Orfield15 1016
- STC-51 2 layer, 1 layer, ViperStud 18 mil 24 OC R13, HOTROD Orfield15-1012
- STC-51 2 layer, 1 layer ViperStud 18 mil 24 OC R11, HOTROD TL17-418
- STC-50 2 layer, 1 layer Viper-X 18 mil 24 OC R13, HOTROD XL NOAL19 117
- STC-50 2 layer, 1 layer Viper-X 18 mil 24 OC R13, HOTROD XL NOAL19-1041

Fire Bead, Fire Gasket, Sound Gasket, FAS J-Track, and RBR Strap, 093X Sound Test Reports

- NOAL 18-0763S STC 55 Single Wall Unbalanced
- NOAL 18-0762S STC 51 Single Wall Unbalanced
- NOAL 19-1046 STC 66 Double Wall Unbalanced
- NOAL 19-1045 STC 62 Double Wall Unbalanced
- NOAL 19-1043 50 STC Single Wall Unbalanced
- NOAL 18-0766 STC 66 Single Wall/Double Layer
- NOAL 18-0765 STC 63 Double Wall/Single/Double Layer
- NOAL 18-0762 STC 51 Single Wall/Single Layer/Double Layer
- NOAL 18-0763 STC 55 Single Wall/Double Layer
- TL 14-215 STC 57 093X with RC-1 Single Layer/Double Layer
- OL15-1010 STC 52 RBR Strap Single/Double Layer
- NOAL 19-0116 STC 50 Fire Bead Single Wall Unbalanced
- USG-170701 STC 42 for 4" Shaft Wall Cavity



FireRip[®]

Product Description

CEMCO FireRip[®] is a composite steel angle incased in fire-rated drywall that provides unencumbered dynamic movement for high deflection dynamic joint applications.



- Tested with up to 100% compression and 100% extension.
- Mechanically fastened to the overhead structure at 24" on center through the horizontal attachment flange.
The encased drywall leg is set against the finished drywall concealing the deflection gap at the head-of-wall.
- Provides one, two, and three-hour fire ratings from a single-layer profile.
- Install joining pieces in contact to each other.
- The butt joint may be sealed with sealant or joint compound and flat tape.
- Can be used as a retrofit to repair damaged fire-rated fill material or to replace fire-rated fill material that was improperly installed.
- Installs over the finish layer of drywall on both sides of a standard wall and on just one side (finish drywall/non-shaft side) of a shaft wall.
- Provides L-rating of less than 1CFM.
- Can be used with any UL certified deep leg or slotted leg track.

Ordering / Packaging

Description	Part #	Size	Length	Pcs/Ctn	Submitted for Review/Use	✓
FireRip 2	FR2	1-1/2" x 2-3/4" x 8'	8'	4	FR2	
FireRip 3	FR3	1-1/2" x 3-3/4" x 8'	8'	4	FR3	
FireRip 4	FR4	1-1/2" x 4-3/4" x 8'	8'	4	FR4	

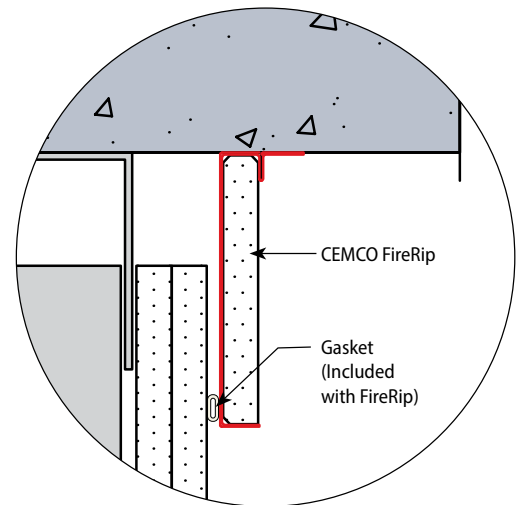
Storage / Warranty

- When stored indoors and kept dry in the original package, FireRip will provide unlimited shelf life.
- Sustainable Building Life-Cycle Warranty – see CEMCO Firestop Product Warranty for details.

ASTM & Code Standards

- ASTM E-84
- ASTM E-90
- ASTM E-119
- ASTM E-1966
- UL 263
- UL 723
- UL 2079 5th Edition
- Cal State Fire (BML) 1451-2376:0004
- UL ER25033-01
- L-Rating (air leakage) testing for compliance with International Building Code (IBC) and Canadian Building Code (CBC).
- UL listings/approvals include: HW-D-0420; HW-D-0421; HW-D-0451; HW-D-0453; HW-D-0461; HW-D-0463; HW-D-0584; HW-D-0585; HW-D-0587; HW-D-0594; HW-D-0602; HW-D-0622; HW-D-0652; HW-D-0653

Patent Pending





Expanding Your Solutions

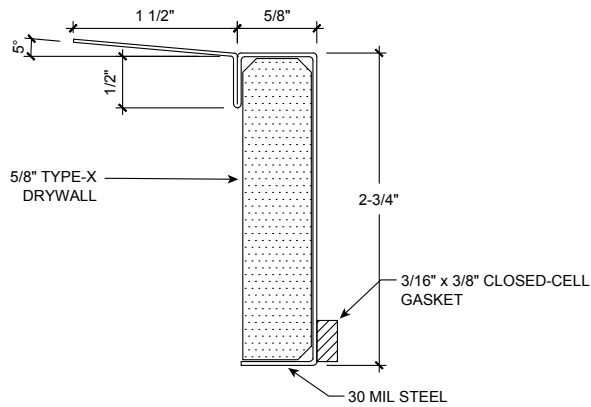
800.775.2362 | www.cemcosteel.com

Structural Engineering/Design: 925.473.9340

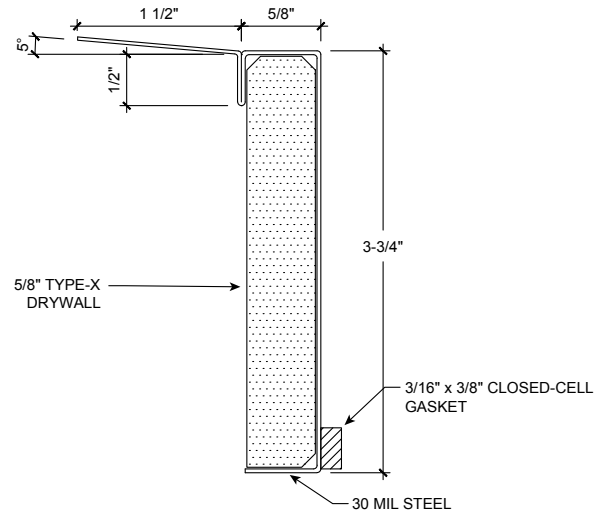
Technical Services: 800.416.2278

FireRip®

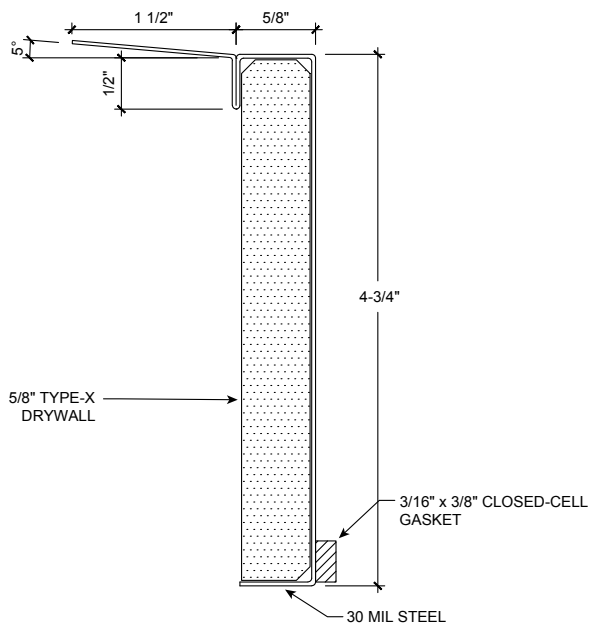
FR2



FR3



FR4



← View the installation video!

Please refer to www.cemcosteel.com for [UL Fire Rated Assemblies](#) and [Sound Test Reports](#).



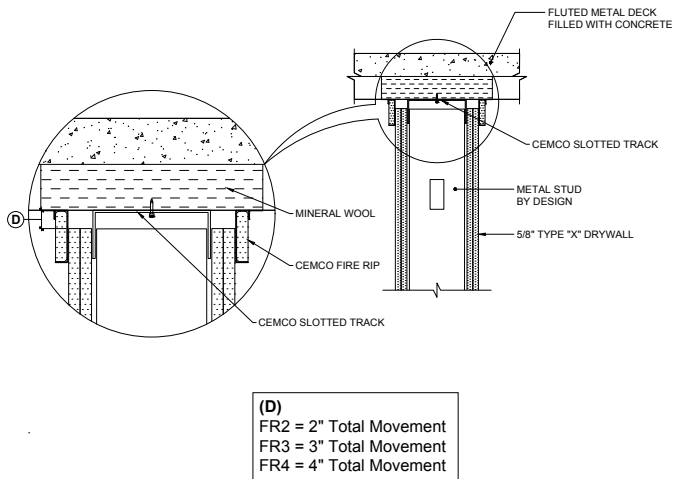
This technical information reflects the most current information available and supersedes any and all previous publications effective April 01, 2024.

04-01-24 AT

Typical Details | FireRip®

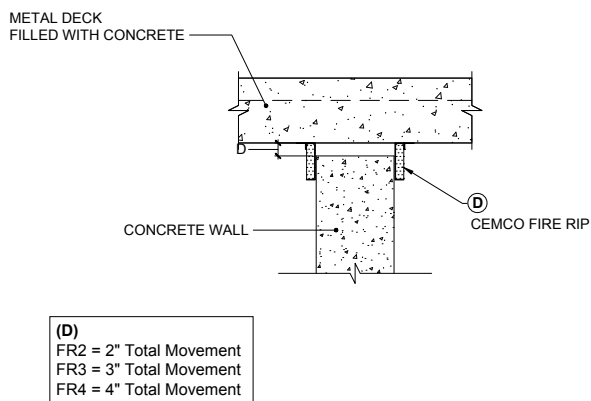
High Deflection Dynamic Joint Protection

HW-D-0420 PERPENDICULAR TO FLUTED DECK



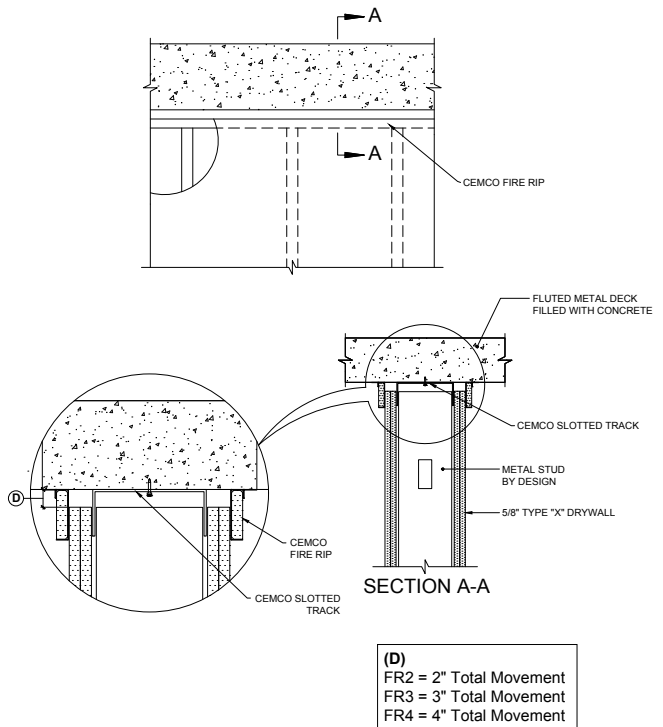
*NOTE: SINGLE LAYER OF 5/8" TYPE "X" DRYWALL FOR 1 HOUR FIRE RATING, 2 LAYERS FOR 2 HOUR

HW-D-0451 CMU HEAD OF WALL



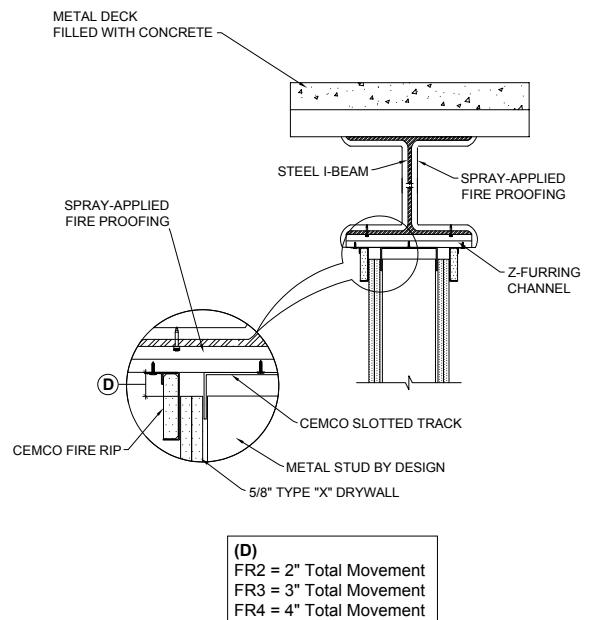
*NOTE: SINGLE LAYER OF 5/8" TYPE "X" DRYWALL FOR 1 HOUR FIRE RATING, 2 LAYERS FOR 2 HOUR

HW-D-0421 CONCRETE SLAB



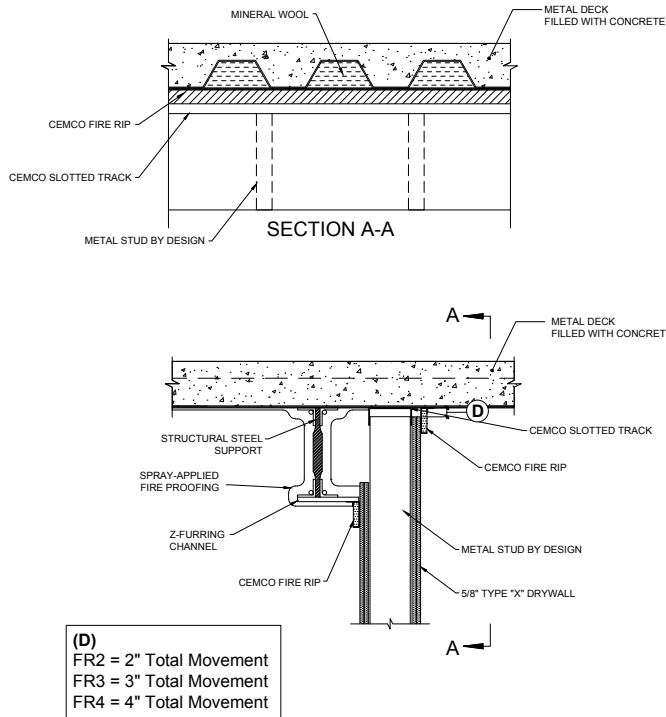
*NOTE: SINGLE LAYER OF 5/8" TYPE "X" DRYWALL FOR 1 HOUR FIRE RATING, 2 LAYERS FOR 2 HOUR

HW-D-0453 UNDER STEEL I-BEAM



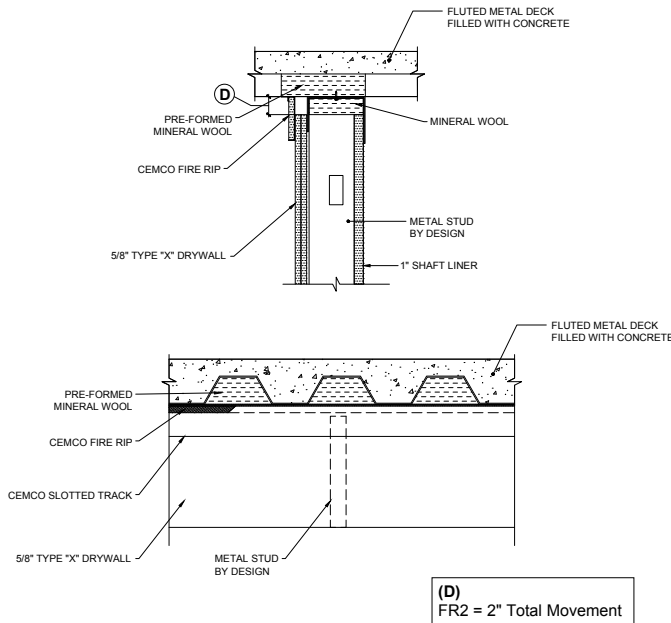
*NOTE: SINGLE LAYER OF 5/8" TYPE "X" DRYWALL FOR 1 HOUR FIRE RATING, 2 LAYERS FOR 2 HOUR

HW-D-0461 PARALLEL TO I-BEAM



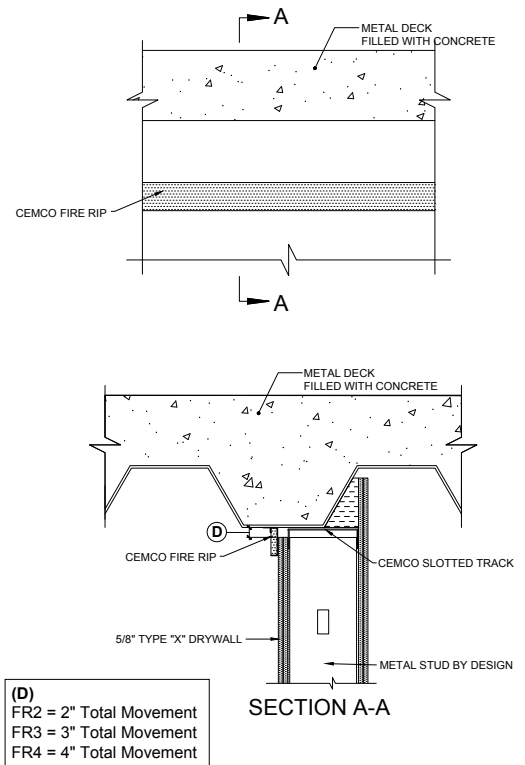
*NOTE: SINGLE LAYER OF 5/8" TYPE "X" DRYWALL FOR 1 HOUR FIRE RATING, 2 LAYERS FOR 2 HOUR

HW-D-0584 SHAFT-WALL FLUTED DECK



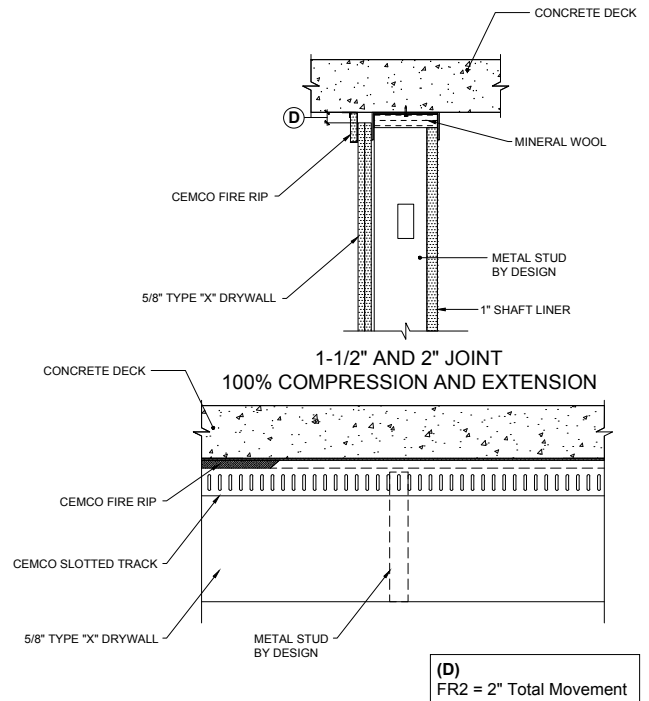
*NOTE: SINGLE LAYER OF 5/8" TYPE "X" DRYWALL FOR 1 HOUR FIRE RATING, 2 LAYERS FOR 2 HOUR

HW-D-0463 PARALLEL TO FLUTE VALLEY



*NOTE: SINGLE LAYER OF 5/8" TYPE "X" DRYWALL FOR 1 HOUR FIRE RATING, 2 LAYERS FOR 2 HOUR

HW-D-0585 SHAFT-WALL AT CONCRETE

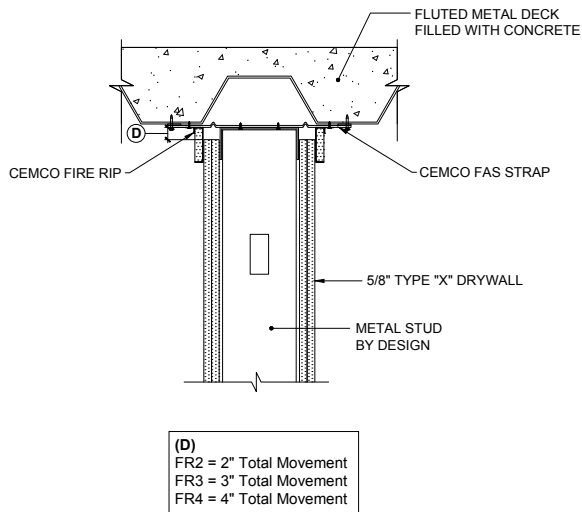


*NOTE: SINGLE LAYER OF 5/8" TYPE "X" DRYWALL FOR 1 HOUR FIRE RATING, 2 LAYERS FOR 2 HOUR

Typical Details | FireRip®

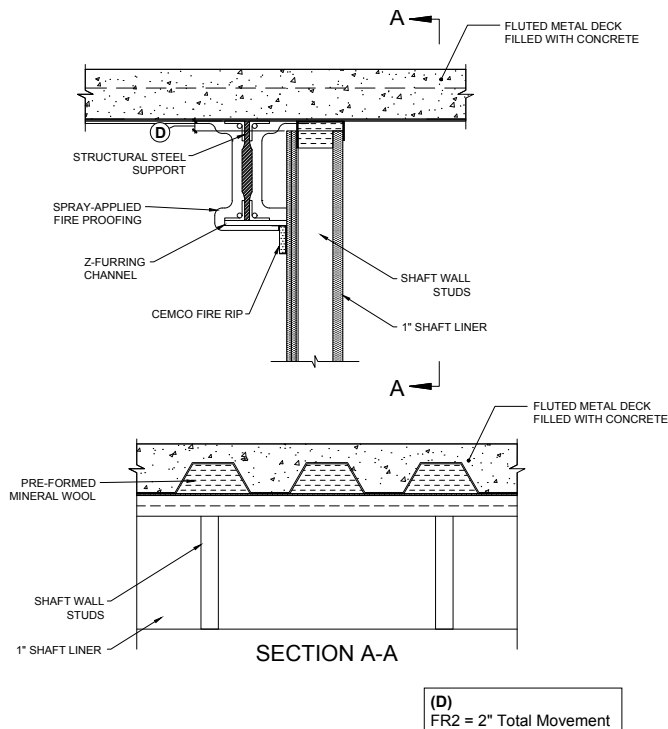
High Deflection Dynamic Joint Protection

HW-D-0587 PARALLEL WITH FLUTED DECK (FAS STRAP)



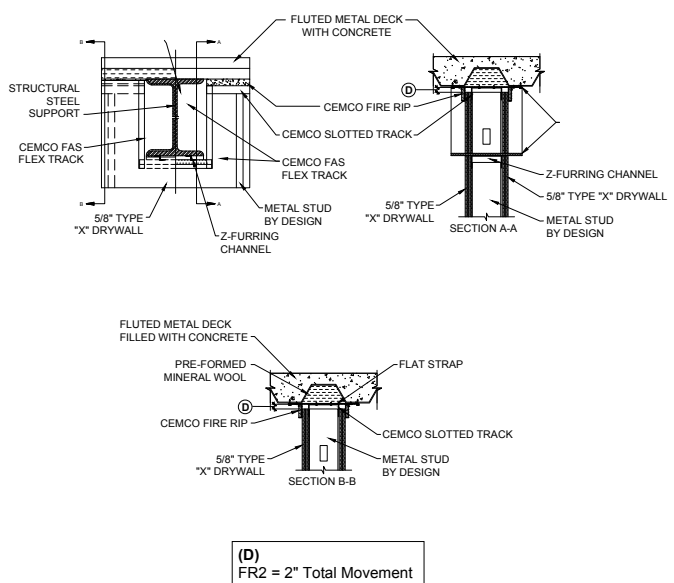
*NOTE: SINGLE LAYER OF 5/8" TYPE "X" DRYWALL FOR 1 HOUR FIRE RATING, 2 LAYERS FOR 2 HOUR

HW-D-0602 SHAFT WALL PARALLEL TO I-BEAM



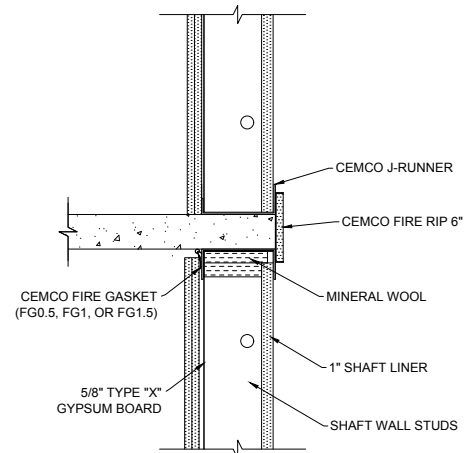
*NOTE: SINGLE LAYER OF 5/8" TYPE "X" DRYWALL FOR 1 HOUR FIRE RATING, 2 LAYERS FOR 2 HOUR

HW-D-0594 BEAM PENETRATION



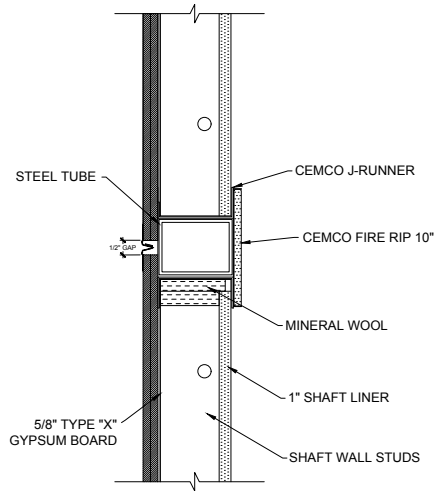
*NOTE: SINGLE LAYER OF 5/8" TYPE "X" DRYWALL FOR 1 HOUR FIRE RATING, 2 LAYERS FOR 2 HOUR

HW-D-0621 SHAFT WALL SLAB BY-PASS



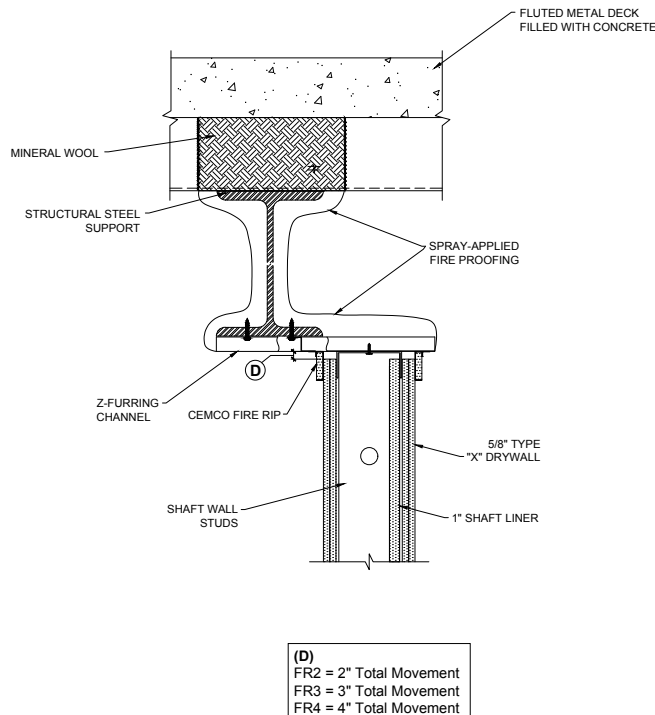
*NOTE: SINGLE LAYER OF 5/8" TYPE "X" DRYWALL FOR 1 HOUR FIRE RATING, 2 LAYERS FOR 2 HOUR

HW-D-0621 SHAFT WALL SLAB BY-PASS



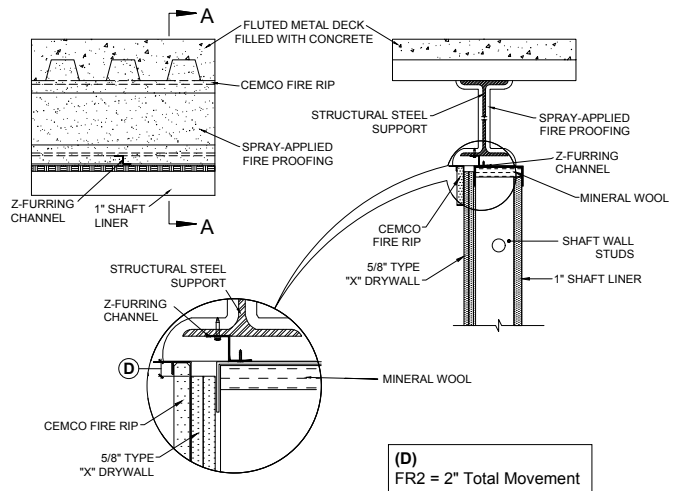
*NOTE: SINGLE LAYER OF 5/8" TYPE "X" DRYWALL FOR 1 HOUR FIRE RATING, 2 LAYERS FOR 2 HOUR

HW-D-0652 SHAFT WALL CANTILEVER UNDER STEEL I-BEAM



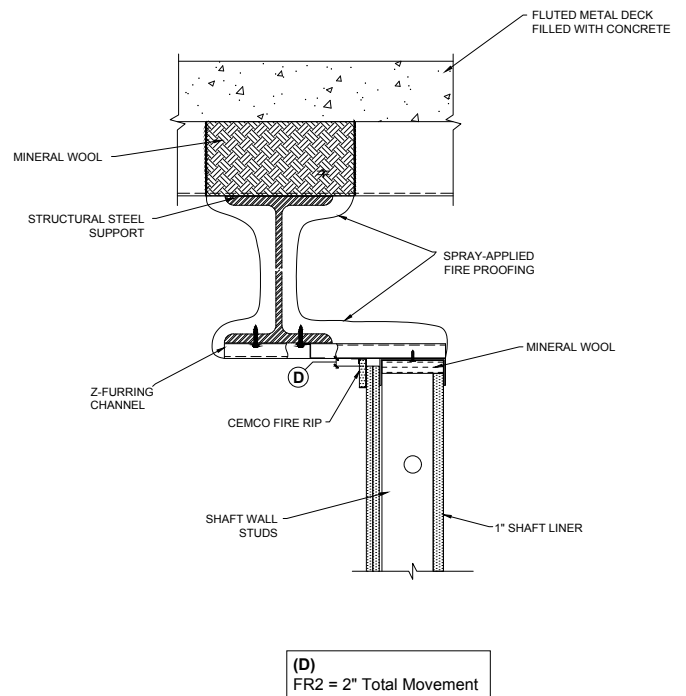
*NOTE: SINGLE LAYER OF 5/8" TYPE "X" DRYWALL FOR 1 HOUR FIRE RATING, 2 LAYERS FOR 2 HOUR

HW-D-0622 SHAFT WALL UNDER I-BEAM



*NOTE: SINGLE LAYER OF 5/8" TYPE "X" DRYWALL FOR 1 HOUR FIRE RATING, 2 LAYERS FOR 2 HOUR

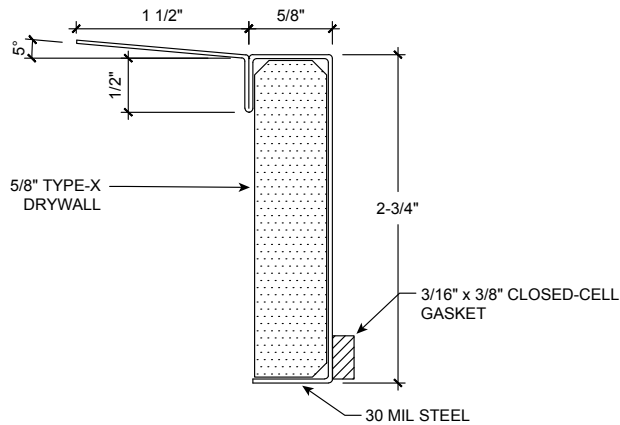
HW-D-0653 SHAFT WALL CANTILEVER UNDER BEAM



*NOTE: SINGLE LAYER OF 5/8" TYPE "X" DRYWALL FOR 1 HOUR FIRE RATING, 2 LAYERS FOR 2 HOUR

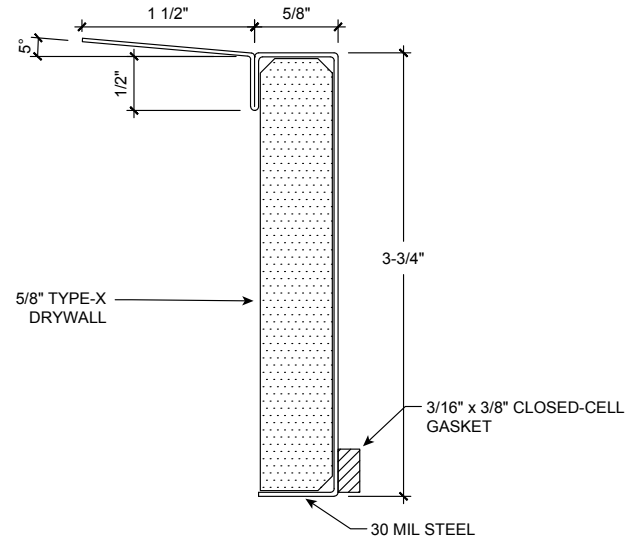
FireRip® FR2
HIGH DEFLECTION DYNAMIC JOINT PROTECTION

FR2 (1-1/2" x 2-3/4") provides 2" unencumbered movement




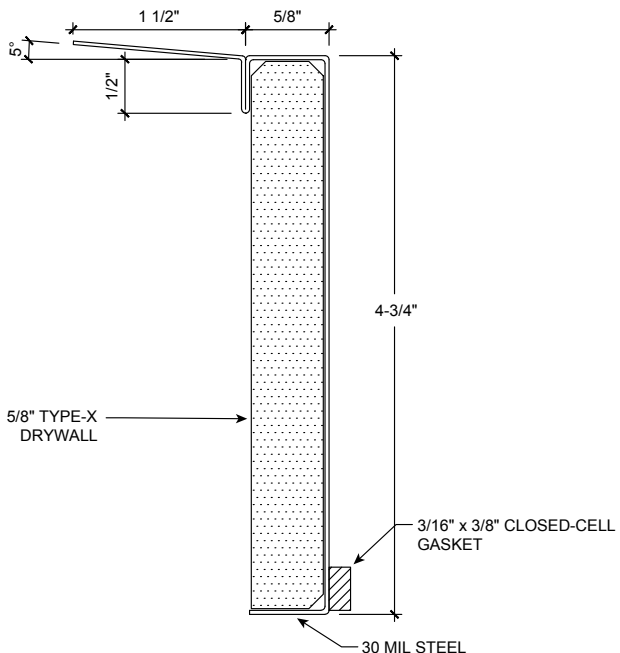
FireRip® FR3
HIGH DEFLECTION DYNAMIC JOINT PROTECTION

FR3 (1-1/2" x 3-3/4") provides 3" unencumbered movement



FireRip® FR4
HIGH DEFLECTION DYNAMIC JOINT PROTECTION

FR4 (1-1/2" x 4-3/4") provides 4" unencumbered movement



← Scan or click the code to view the installation video!



Expanding Your Solutions

800.775.2362 | www.cemcosteel.com

Structural Engineering/Design: 925.473.9340

Technical Services: 800.416.2278

CEMCO FireRip®-Strap (Dynamic Joint Protection)

Product Description

CEMCO FireRip®-Strap is utilized in shaft wall assemblies where fire ratings are required to span over structural components such as concrete slab edges or structural beams and columns.



- Composite drywall rip incased in 30mil steel on three sides.
- Combines the framing and the drywall into single step fire-rated framing accessory.
- Provides one- and two-hour fire-rating from the single layer profile.
- UL certified per UL-2079 5th edition.
- When properly stored indoors, in original packaging FireRip-Strap will not breakdown and has no expiration date.

Ordering / Packaging

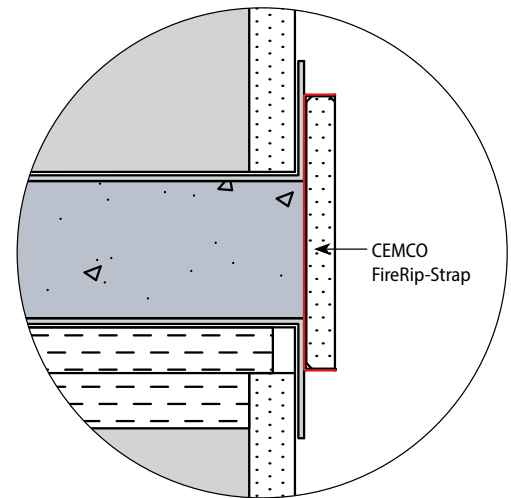
Description	Part #	Size	Length	Pcs/Ctn	Submitted for Review/Use	✓
FireRip-Strap 6"	FR-S6	6" x 0.625" x 8'	8'-0"	4	FR-S6	
FireRip-Strap 10"	FR-S10	10" x 0.625" x 8'	8'-0"	4	FR-S10	

Storage / Warranty

- When stored indoors and kept dry in the original package, FireRip-Strap will provide unlimited shelf life.
- Sustainable Building Life-Cycle Warranty – see CEMCO Firestop Product Warranty for details.

ASTM & Code Standards

- ASTM E-119
- ASTM E 1966
- UL 2079 5th Edition
- UL ER25033
- L-Rating (air leakage) testing for compliance with International Building Code (IBC) and Canadian Building Code (CBC).
- **Patent Pending**



Please refer to www.cemcosteel.com for [UL Fire Rated Assemblies](#) and [Sound Test Reports](#).



This technical information reflects the most current information available and supersedes any and all previous publications effective February 26, 2024.

02-26-24 AT



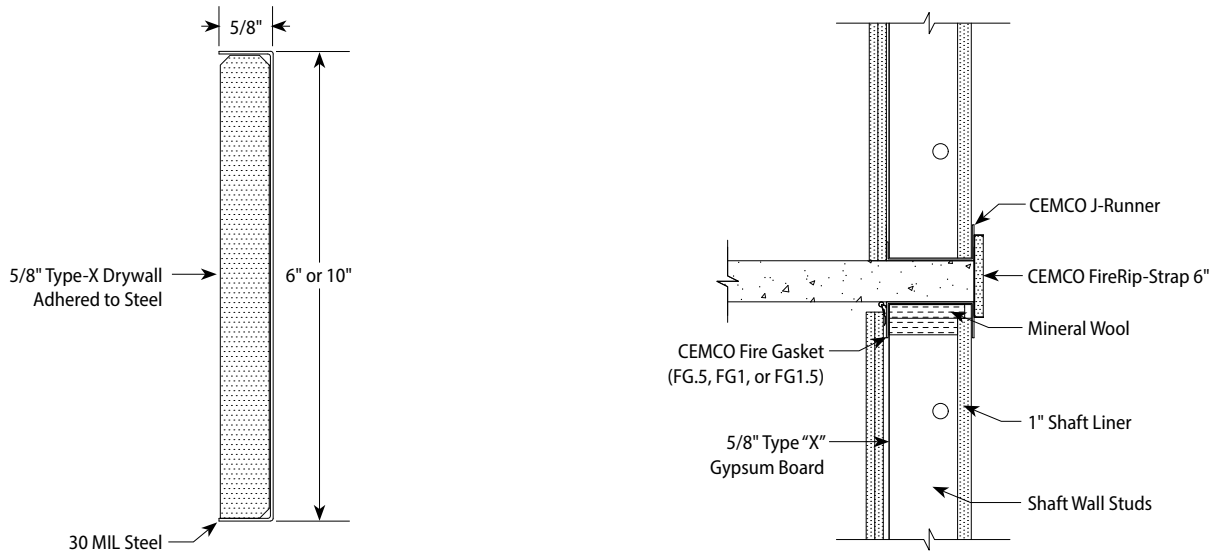
Expanding Your Solutions

800.775.2362 | www.cemcosteel.com

Structural Engineering/Design: 925.473.9340

Technical Services: 800.416.2278

CEMCO FireRip®-Strap (Dynamic Joint Protection)



Please refer to www.cemcosteel.com for [UL Fire Rated Assemblies](#) and [Sound Test Reports](#).



This technical information reflects the most current information available and supersedes any and all previous publications effective February 26, 2024.

02-26-24 AT



Expanding Your Solutions

800.775.2362 | www.cemcosteel.com

Structural Engineering/Design: 925.473.9340

Technical Services: 800.416.2278

HOTROD® TYPE-X COMPRESSIBLE FIRESTOP

Product Description

CEMCO HOTROD Type-X is a compressible intumescent fire-rated deflection bead tested to UL 2079. It provides 1 & 2 hour joint firestop solutions in joints both standard wall and shaft wall types between flat concrete or fluted metal deck applications.



- Tested with up to 80% compression and 33% extension.
- Installed at fluted deck does not require use of additional firestop sealant or spray over mineral wool flute fillers.
- Has a rectangular profile and is easily installed by compressing it into the gap between the drywall and surrounding structure.
- Red in color for easy identification during inspection process.
- Non-hygroscopic therefore it will not absorb water.
- Provides BOTH fire and sound ratings and over time it does not shrink, harden, or separate from surrounding substrate.
- Can be installed and left exposed or covered with tape and joint compound in exposed applications.
- Optional double-sided tape for easy installation to the track or stud flange.
- Provides Sound Transmission Classification (STC) ratings up to 68.

Ordering / Packaging

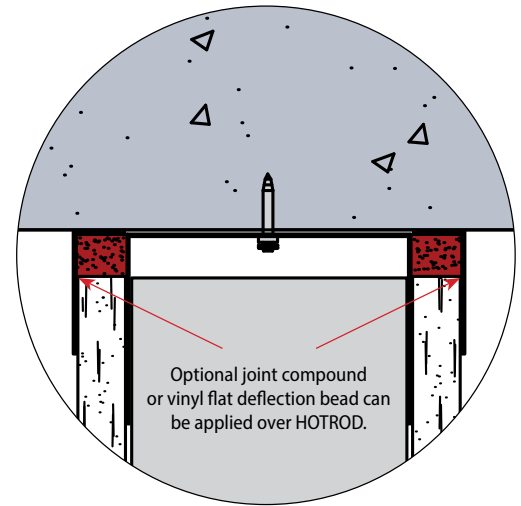
Description	Part #	Size	Length	Pcs/Ctn	Submitted for Review/Use	✓
HOTROD Type-X (w Double-Sided Tape)	HOTRX121DS	1/2" x 1/2"	40'	5	HOTRX121DS	
HOTROD Type-X (w/o Double-Sided Tape)	HOTRX121	1/2" x 1"	40'	5	HOTRX121	
HOTROD Type-X (w Double-Sided Tape)	HOTRX11DS	1" x 1"	20'	4	HOTRX11DS	
HOTROD Type-X (w/o Double-Sided Tape)	HOTRX11	1" x 1"	20'	4	HOTRX11	

Storage / Warranty

- When stored indoors and kept dry in the original package, HOTROD Type-X will provide unlimited shelf life.
- Sustainable Building Life-Cycle Warranty – see CEMCO Firestop Product Warranty for details.

ASTM & Code Standards

- ASTM E-84
- ASTM E-90
- ASTM E-119
- ASTM E-1966
- UL 263
- UL 723
- UL 2079 5th Edition
- Cal State Fire (BML) 1451-2376:0003
- UL ER25033-01
- L-Rating (air leakage) testing for compliance with International Building Code (IBC) and Canadian Building Code (CBC).
- UL listings for concrete or solid substrates require HOTROD Type-X listed under: BW-S-0024; HW-D-0550; HW-D-0554; HW-D-0624; HW-D-0625; HW-S-0128; WW-D-0104; WW-S-0057; WW-S-0094
- UL listings for fluted decks and I-beams require HOTROD Type-X RS listed under: HW-D-0514; HW-D-0518; HW-D-0524; HW-D-0525; HW-D-0551; HW-D-0553; HW-D-0573; HW-D-0620; HW-D-0652
- U.S. Patent No. 9,683,364; 10,184,246; and 11,060,283**



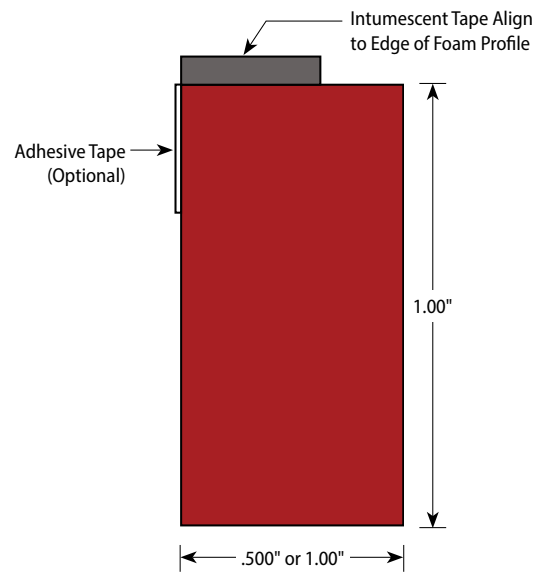

Please refer to www.cemcosteel.com for [UL Fire Rated Assemblies](#) and [Sound Test Reports](#).




This technical information reflects the most current information available and supersedes any and all previous publications effective January 31, 2024.

01-31-24 AT

HOTROD[®] TYPE-X COMPRESSIBLE FIRESTOP



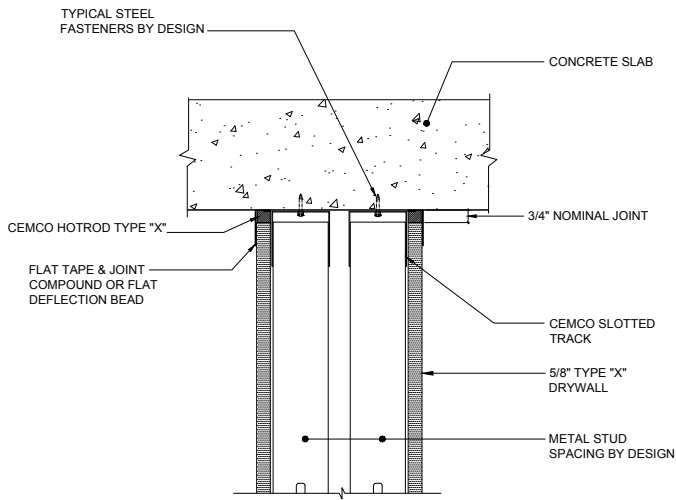
← View the installation video!



Typical Details | HOTROD Type-X

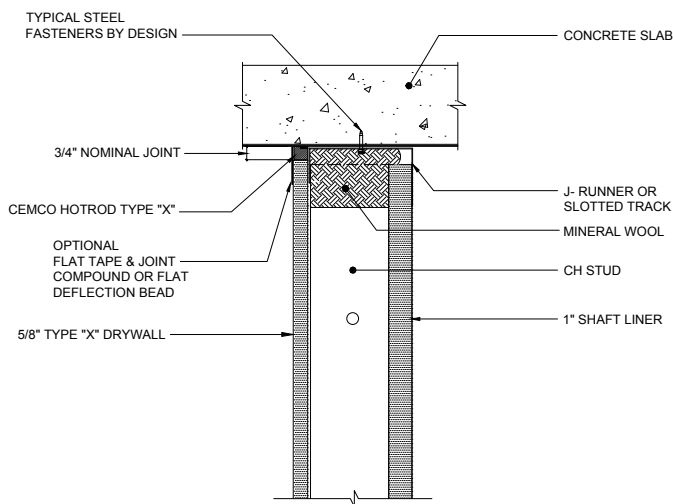
Pre-Formed Compressible Firestopping

HW-D-0554 1 & 2HR STANDARD CHASE WALL, CONCRETE SLAB



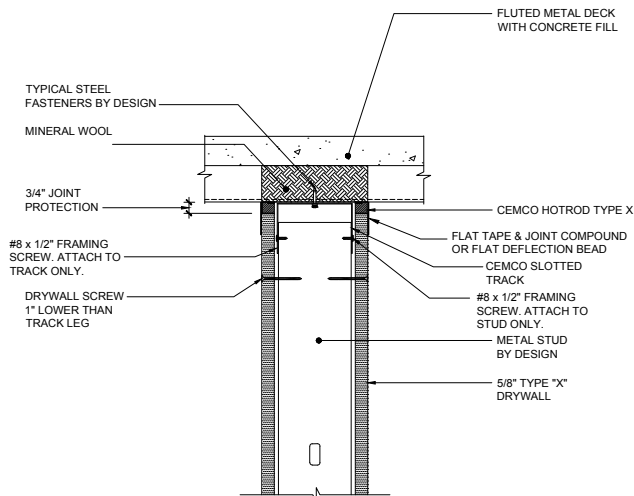
*NOTE: SINGLE LAYER OF 5/8" TYPE "X" DRYWALL FOR 1 HOUR FIRE RATING, 2 LAYERS FOR 2 HOUR

HW-D-0625 1 & 2HR SHAFT WALL, CONCRETE SLAB



*NOTE: SINGLE LAYER OF 5/8" TYPE "X" DRYWALL FOR 1 HOUR FIRE RATING, 2 LAYERS FOR 2 HOUR

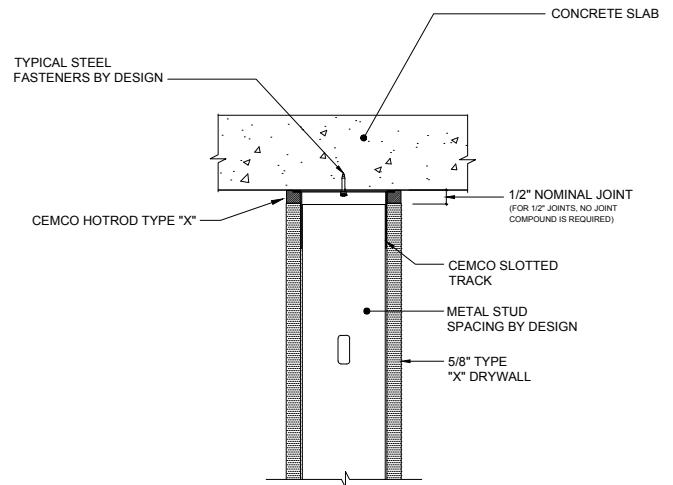
HW-D-0518 1 & 2HR STANDARD WALL, PERPENDICULAR TO FLUTED DECK



*NOTE: SINGLE LAYER OF 5/8" TYPE "X" DRYWALL FOR 1 HOUR FIRE RATING, 2 LAYERS FOR 2 HOUR

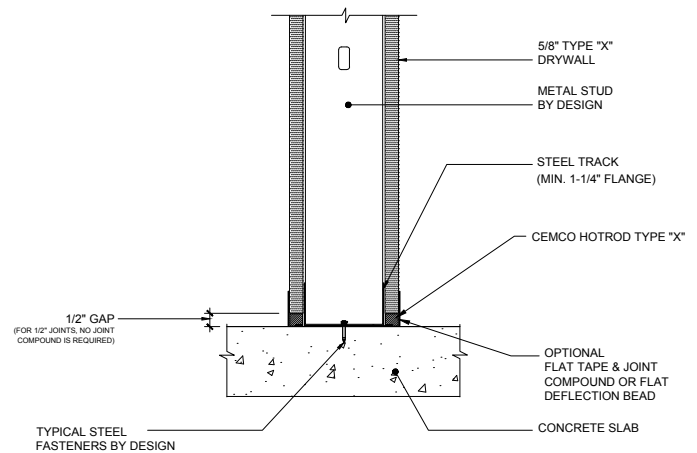
NOTE: 1/2" wide joints require no joint compound over HOTROD

HW-D-0624 1 & 2HR STANDARD WALL, CONCRETE SLAB



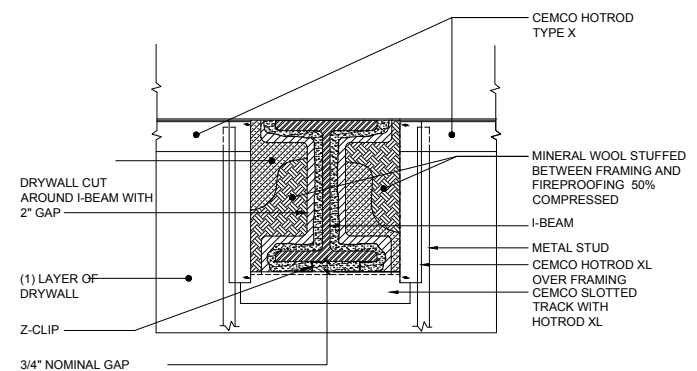
*NOTE: SINGLE LAYER OF 5/8" TYPE "X" DRYWALL FOR 1 HOUR FIRE RATING, 2 LAYERS FOR 2 HOUR

BW-S-0024 1 & 2HR BOTTOM WALL STATIC JOINT



*NOTE: SINGLE LAYER OF 5/8" TYPE "X" DRYWALL FOR 1 HOUR FIRE RATING, 2 LAYERS FOR 2 HOUR

HW-D-0573 1 & 2HR STANDARD WALL, @ FLUTED DECK BEAM PENETRATION

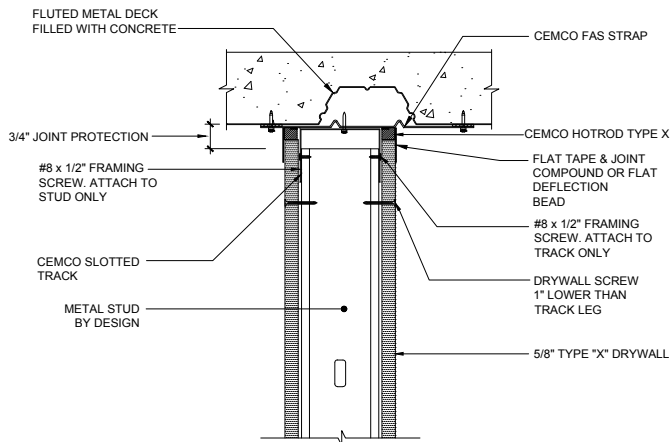


*NOTE: SINGLE LAYER OF 5/8" TYPE "X" DRYWALL FOR 1 HOUR FIRE RATING, 2 LAYERS FOR 2 HOUR

Typical Details | HOTROD Type-X

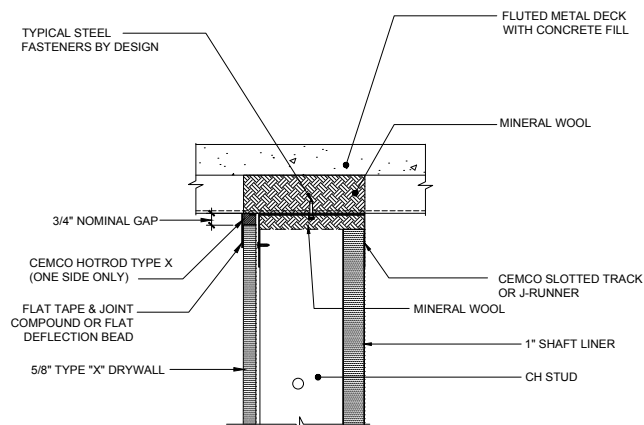
Pre-Formed Compressible Firestopping

HW-D-0524 1 & 2HR OFFSET & PARALLEL UNDER FLUTED DECK



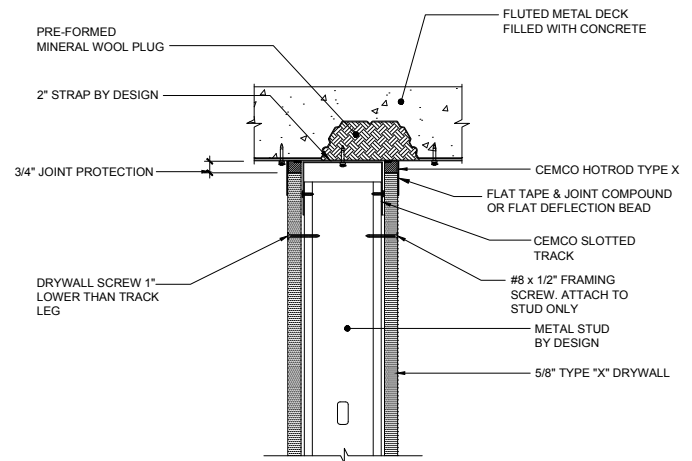
*NOTE: SINGLE LAYER OF 5/8" TYPE "X" DRYWALL FOR 1 HOUR FIRE RATING, 2 LAYERS FOR 2 HOUR

HW-D-0525 1 & 2HR SHAFT WALL, PERPENDICULAR TO FLUTED DECK



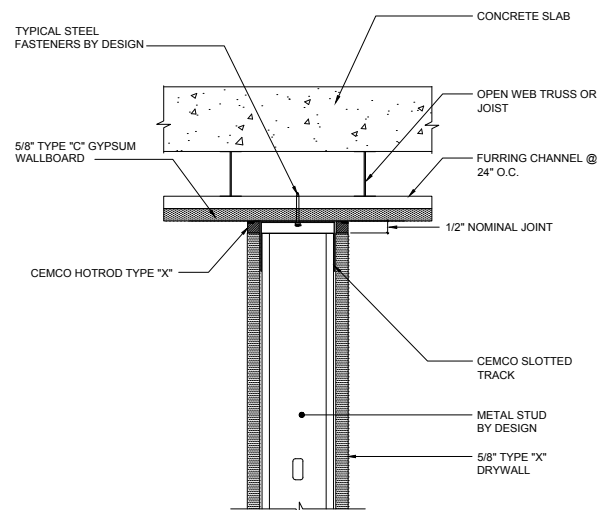
*NOTE: SINGLE LAYER OF 5/8" TYPE "X" DRYWALL FOR 1 HOUR FIRE RATING, 2 LAYERS FOR 2 HOUR

HW-D-0524 1 & 2HR OFFSET & PARALLEL UNDER FLUTED DECK



*NOTE: SINGLE LAYER OF 5/8" TYPE "X" DRYWALL FOR 1 HOUR FIRE RATING, 2 LAYERS FOR 2 HOUR

HW-D-0550 STANDARD WALL, GYPSUM WALLBOARD CEILING



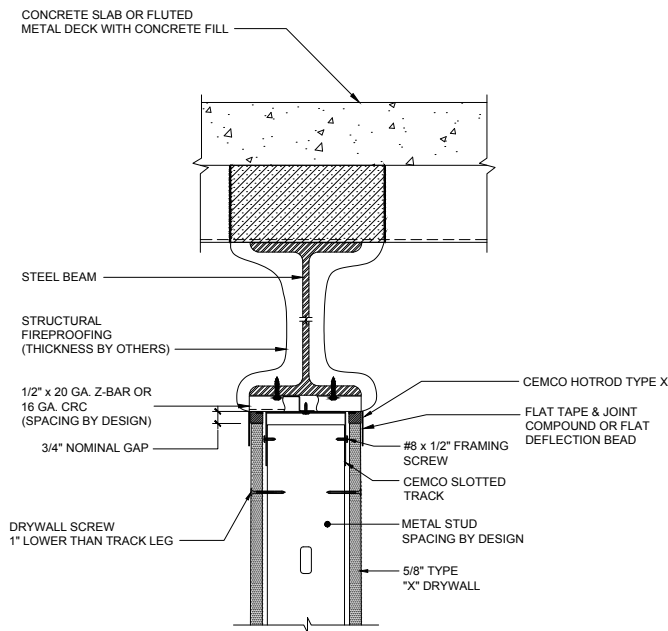
*NOTE: SINGLE LAYER OF 5/8" TYPE "X" DRYWALL FOR 1 HOUR FIRE RATING, 2 LAYERS FOR 2 HOUR

NOTE: 1/2" wide joints require no joint compound over HOTROD

Typical Details | HOTROD Type-X

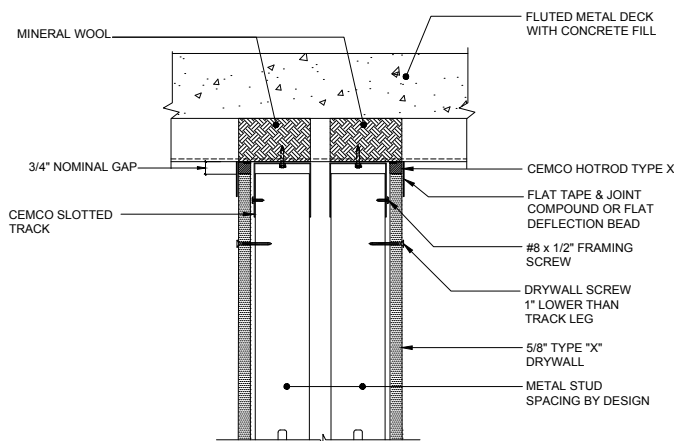
Pre-Formed Compressible Firestopping

HW-D-0551 1 & 2HR PARALLEL & CENTERED DIRECTLY UNDER BEAM



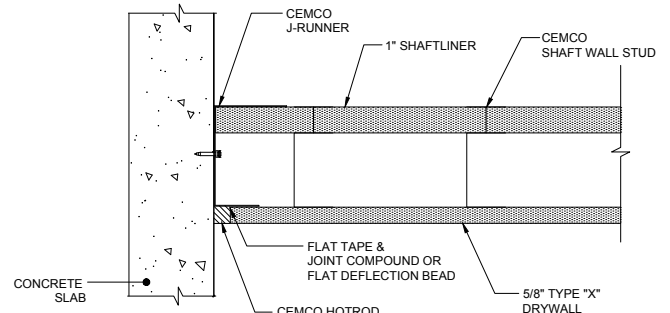
*NOTE: SINGLE LAYER OF 5/8" TYPE "X" DRYWALL FOR 1 HOUR FIRE RATING, 2 LAYERS FOR 2 HOUR

HW-D-0553 1 & 2HR CHASE WALL, PERPENDICULAR TO FLUTED DECK



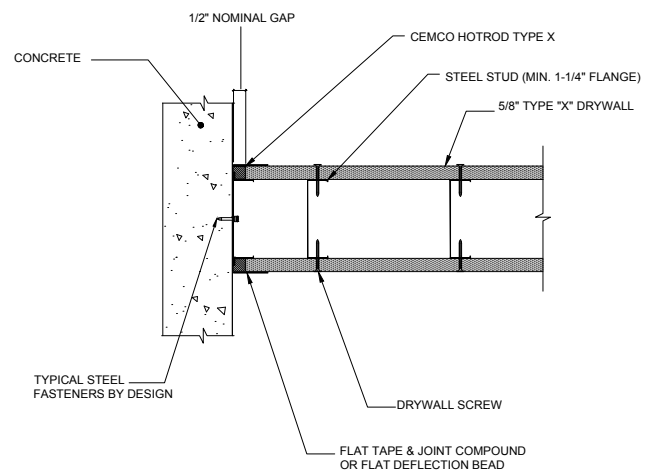
*NOTE: SINGLE LAYER OF 5/8" TYPE "X" DRYWALL FOR 1 HOUR FIRE RATING, 2 LAYERS FOR 2 HOUR

WW-S-0094 SHAFT WALL VERTICAL JOINT



*NOTE: SINGLE LAYER OF 5/8" TYPE "X" DRYWALL FOR 1 HOUR FIRE RATING, 2 LAYERS FOR 2 HOUR

WW-D-0104 1 & 2HR VERTICAL TIE IN TO CONCRETE SLAB



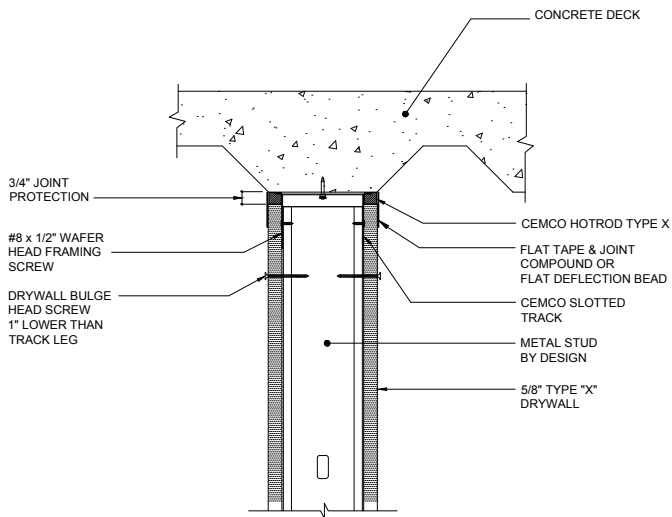
*NOTE: SINGLE LAYER OF 5/8" TYPE "X" DRYWALL FOR 1 HOUR FIRE RATING, 2 LAYERS FOR 2 HOUR

NOTE: 1/2" wide joints require no joint compound over HOTROD

Typical Details | HOTROD Type-X

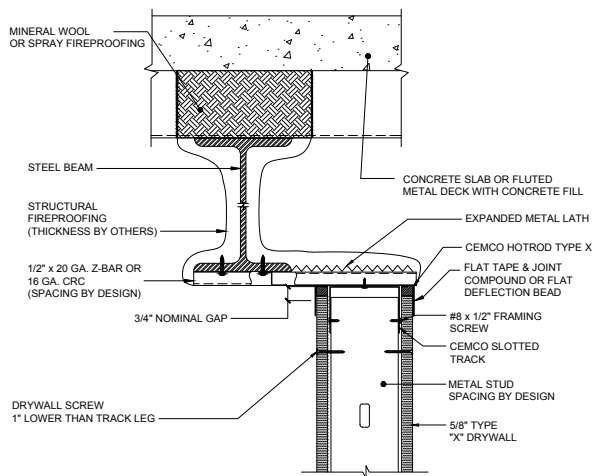
Pre-Formed Compressible Firestopping

HW-D-0620, 1 & 2HR PARALLEL & DIRECTLY UNDER FLUTED DECK



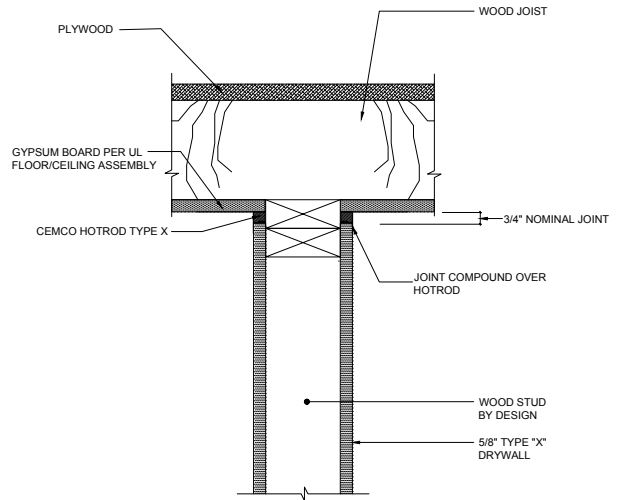
*NOTE: SINGLE LAYER OF 5/8" TYPE "X" DRYWALL FOR 1 HOUR FIRE RATING, 2 LAYERS FOR 2 HOUR

HW-D-0652 1 & 2HR PARALLEL & CANTILEVERED UNDER BEAM



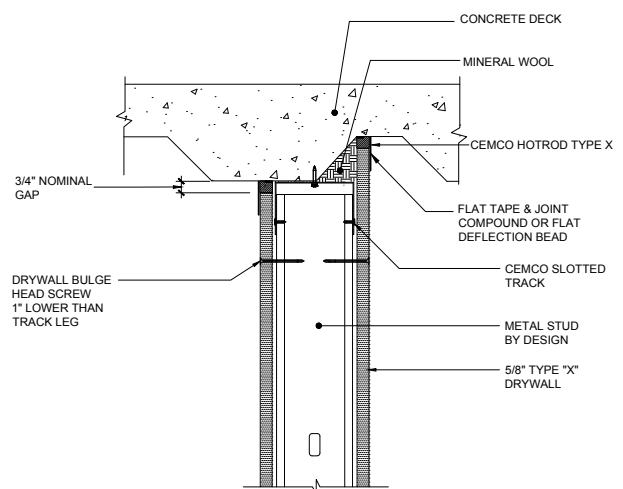
*NOTE: SINGLE LAYER OF 5/8" TYPE "X" DRYWALL FOR 1 HOUR FIRE RATING, 2 LAYERS FOR 2 HOUR

HW-S-0128 1 & 2HR HEAD OF WALL JOINT AT WOOD FRAMING



*NOTE: SINGLE LAYER OF 5/8" TYPE "X" DRYWALL FOR 1 HOUR FIRE RATING, 2 LAYERS FOR 2 HOUR

HW-D-0620, 1 & 2HR PARALLEL & OFFSET UNDER FLUTED DECK



*NOTE: SINGLE LAYER OF 5/8" TYPE "X" DRYWALL FOR 1 HOUR FIRE RATING, 2 LAYERS FOR 2 HOUR

NOTE: 1/2" wide joints require no joint compound over HOTROD



Expanding Your Solutions

800.775.2362 | www.cemcosteel.com

Structural Engineering/Design: 925.473.9340

Technical Services: 800.416.2278

HOTROD® XL

Product Description

CEMCO HOTROD XL is a surface mounted fire-rated deflection bead tested to UL 2079. It provides 1 & 2 hour firestop solutions in joints for both standard wall and shaft wall types between flat concrete or fluted metal deck applications.



- Tested with up to 80% compression and 30% extension.
- Combines compressible foam, a vinyl concealment leg along and intumescent strip to provide an aesthetically pleasing joint.
- Provides one and two hour fire ratings from the same profile.
- Provides a single step installation of both a code compliant firestop and finished drywall accessory in one piece.
- Pink perforated mud leg for ease of inspection.
- Installs on the face of the drywall with a perforated mud leg incorporated to accept joint compound.
- Can be used with CEMCO Spray-less Flute Clips to eliminate need for additional firestop sealant or spray.
- Easily installs using spray adhesive and staples.
- Installs fully cured and is paintable.
- Does not have temperature or humidity limits for installation.
- Provides Sound Transmission Classification (STC) ratings up to 68.

Ordering / Packaging

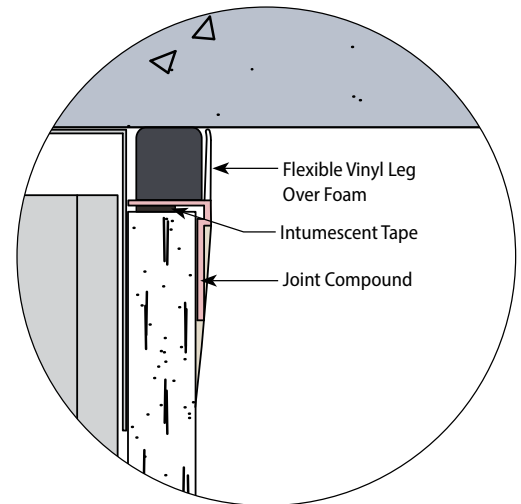
Description	Part #	Size	Length	Pcs/Ctn	Submitted for Review/Use	✓
HOTROD XL	HOTRODXL	1/2" x 3/4"	10'	10	HOTROD XL	

Storage / Warranty

- When stored indoors and kept dry in the original package, HOTROD XL will provide unlimited shelf life.
- Sustainable Building Life-Cycle Warranty – see CEMCO Firestop Product Warranty for details.

ASTM & Code Standards

- ASTM E-84
- ASTM E-90
- ASTM E-119
- ASTM E-1966
- UL 263
- UL 723
- UL 2079 5th Edition
- Cal State Fire (BML) 1451-2376:0003
- UL ER25033-01
- L-Rating (air leakage) testing for compliance with International Building Code (IBC) and Canadian Building Code (CBC).
- UL listings/approvals include: BW-S-0024; HW-D-0550; HW-D-0554; HW-D-0621; HW-D-0624; HW-D-0625; HW-S-0128; WW-S-0057; WW-S-0094
- U.S. Patent No. 9,683,364; 10,184,246; and 10,914,065



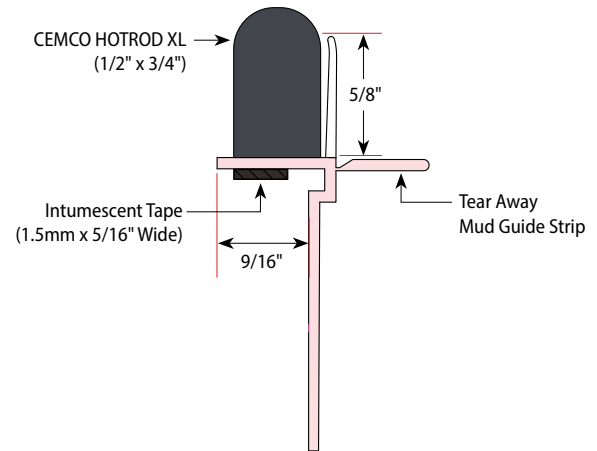
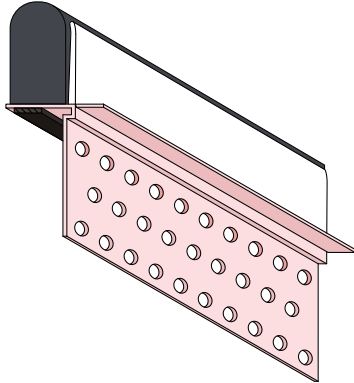
Please refer to www.cemcosteel.com for [UL Fire Rated Assemblies](#) and [Sound Test Reports](#).



This technical information reflects the most current information available and supersedes any and all previous publications effective January 26, 2024.

01-26-24 AT


HOTROD[®] XL



← View the installation video!



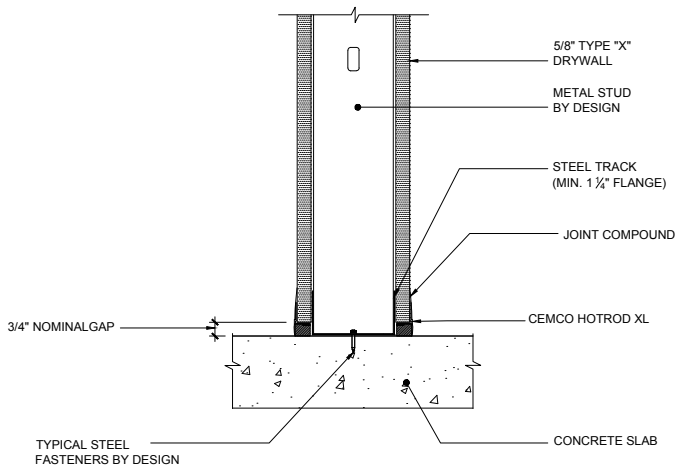
← View the installation guide!



Typical Details | HOTROD XL

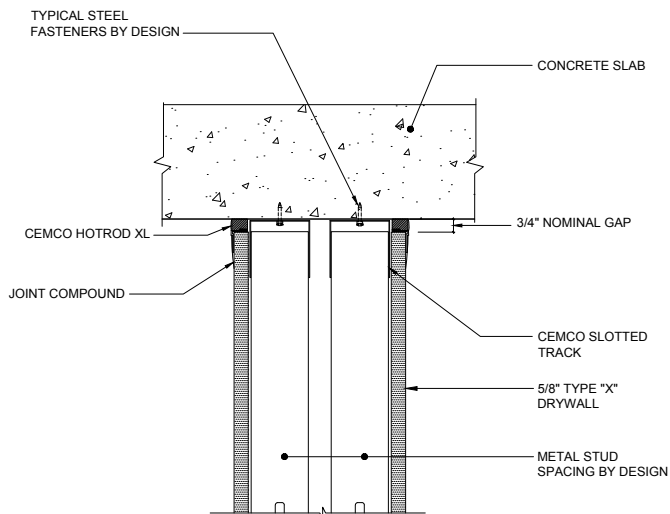
Firestopping for Building Joints

BW-S-0024 1 & 2HR BOTTOM OF WALL



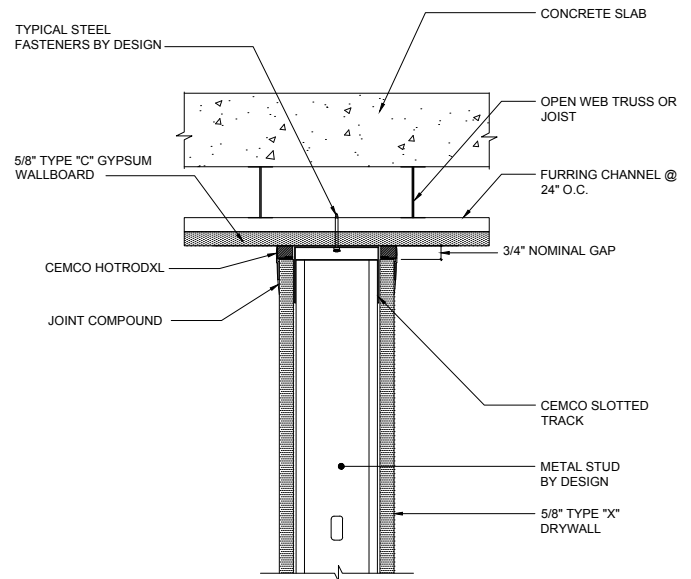
*NOTE: SINGLE LAYER OF 5/8" TYPE "X" DRYWALL FOR 1 HOUR FIRE RATING, 2 LAYERS FOR 2 HOUR

HW-D-0554 1 & 2HR STANDARD CHASE WALL, CONCRETE SLAB



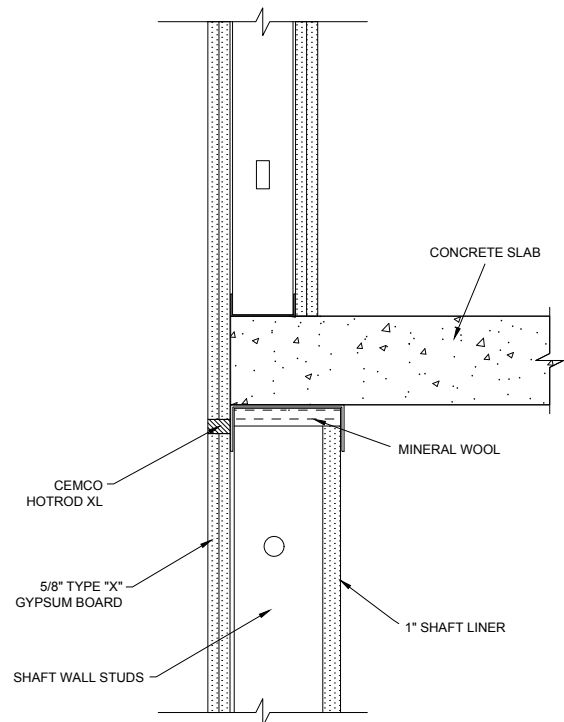
*NOTE: SINGLE LAYER OF 5/8" TYPE "X" DRYWALL FOR 1 HOUR FIRE RATING, 2 LAYERS FOR 2 HOUR

HW-D-0550 1 & 2HR STANDARD WALL, GYPSUM WALLBOARD CEILING



*NOTE: SINGLE LAYER OF 5/8" TYPE "X" DRYWALL FOR 1 HOUR FIRE RATING, 2 LAYERS FOR 2 HOUR

HW-D-0621 1 & 2HR SHAFT WALL CONCRETE SLAB BYPASS

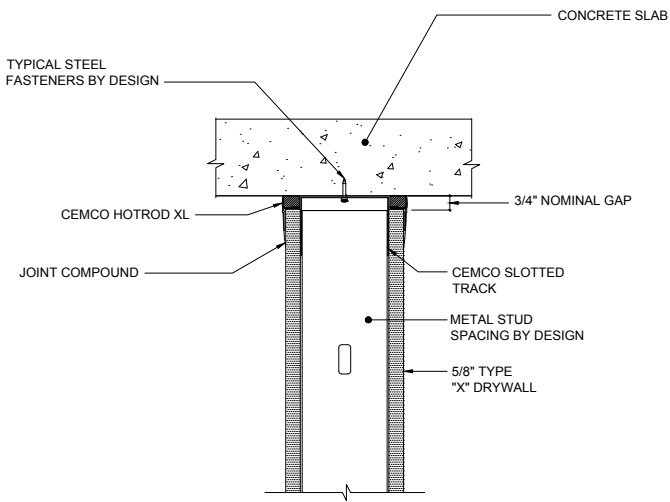


*NOTE: SINGLE LAYER OF 5/8" TYPE "X" DRYWALL FOR 1 HOUR FIRE RATING, 2 LAYERS FOR 2 HOUR

Typical Details | HOTROD XL

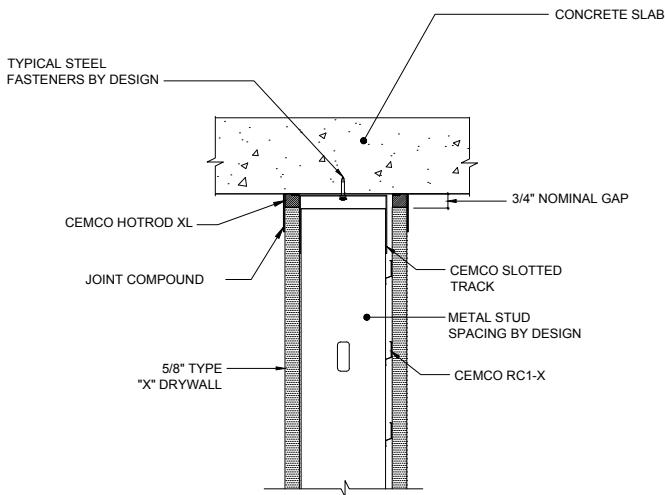
Firestopping for Building Joints

HW-D-0624 1 & 2HR STANDARD WALL, CONCRETE SLAB



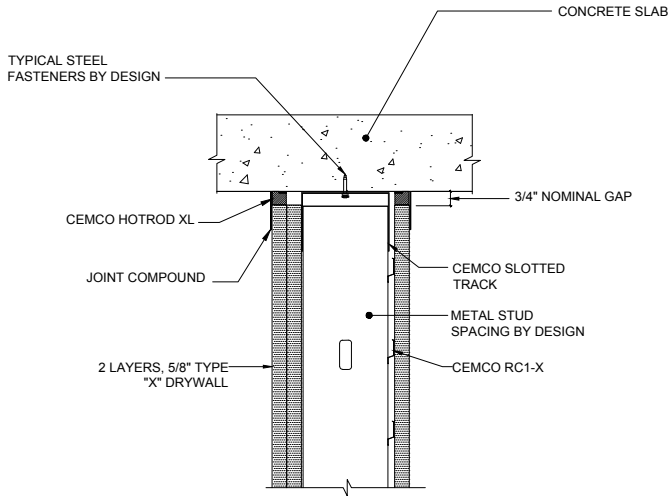
*NOTE: SINGLE LAYER OF 5/8" TYPE "X" DRYWALL FOR 1 HOUR FIRE RATING, 2 LAYERS FOR 2 HOUR

HW-D-0624 1HR STANDARD WALL, CONCRETE SLAB, STC RATING: 52



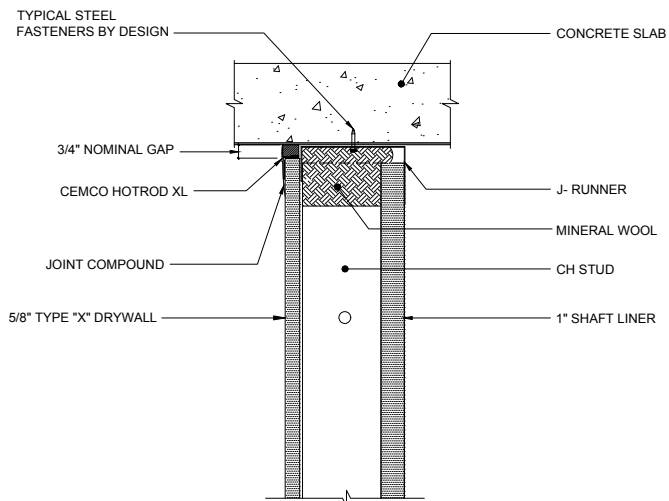
*NOTE: SINGLE LAYER OF 5/8" TYPE "X" DRYWALL FOR 1 HOUR FIRE RATING, 2 LAYERS FOR 2 HOUR

HW-D-0624 1HR STANDARD WALL, CONCRETE SLAB, STC RATING: 55



*NOTE: SINGLE LAYER OF 5/8" TYPE "X" DRYWALL FOR 1 HOUR FIRE RATING, 2 LAYERS FOR 2 HOUR

HW-D-0625 1 & 2HR SHAFT WALL, CONCRETE SLAB

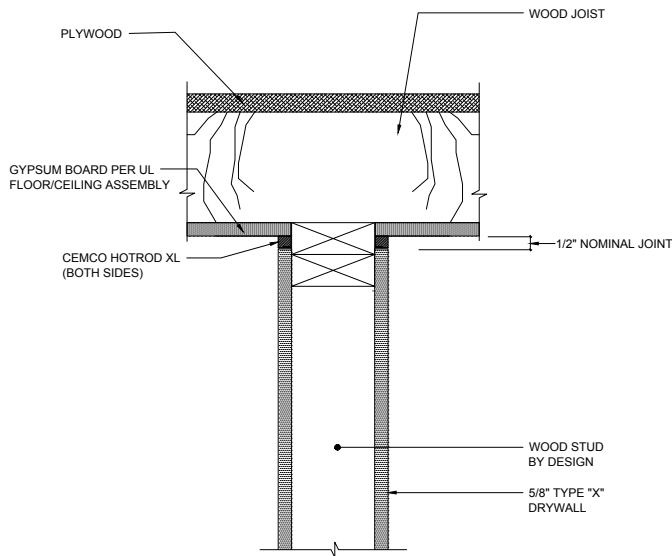


*NOTE: SINGLE LAYER OF 5/8" TYPE "X" DRYWALL FOR 1 HOUR FIRE RATING, 2 LAYERS FOR 2 HOUR

Typical Details | HOTROD XL

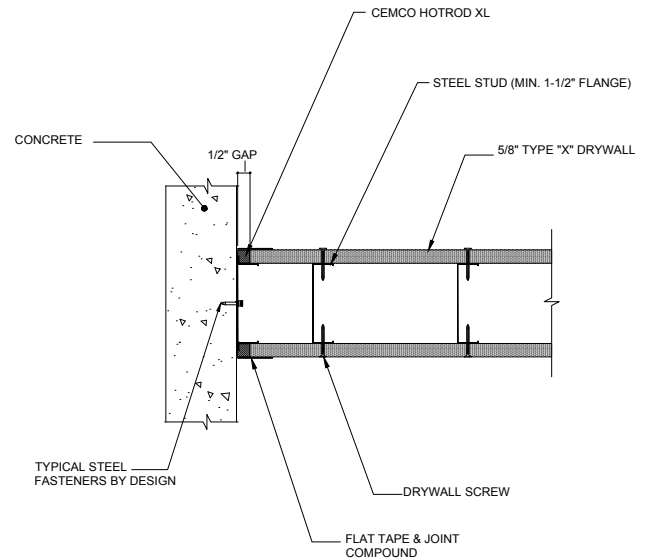
Firestopping for Building Joints

HW-S-0128 1 & 2HR HEAD OF WALL JOINT AT WOOD FRAMING



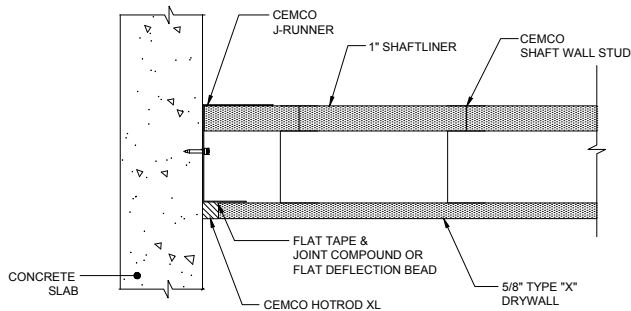
*NOTE: SINGLE LAYER OF 5/8" TYPE "X" DRYWALL FOR 1 HOUR FIRE RATING, 2 LAYERS FOR 2 HOUR

WW-S-0057 1 & 2HR VERTICAL TIE IN TO CONCRETE SLAB



*NOTE: SINGLE LAYER OF 5/8" TYPE "X" DRYWALL FOR 1 HOUR FIRE RATING, 2 LAYERS FOR 2 HOUR

WW-S-0094 1 & 2HR SHAFT WALL VERTICAL JOINT



*NOTE: SINGLE LAYER OF 5/8" TYPE "X" DRYWALL FOR 1 HOUR FIRE RATING, 2 LAYERS FOR 2 HOUR

FIRE BEAD[®] (PREFORMED FIRESTOP)

Product Description

CEMCO FIRE BEAD is a surface mounted deflection bead tested to UL 2079. It provides 1 & 2 hour firestop solutions in joints for both standard and shaft wall assemblies.



- Tested with up to 50% compression.
- Remains flexible for the life of the assembly.
- Can be used in top-of-wall, bottom-of-wall, and vertical joints.
- Installs fully cured, unaffected by water/moisture/temperature.
- Combines a vinyl bubble gasket, a perforated mud leg and intumescent strip to provide an aesthetically pleasing joint in exposed locations.
- Provides a single step installation of both a code compliant firestop and finished drywall accessory in a single component.
- Installs on the face of the drywall with a perforated mud leg incorporated to accept joint compound.
- Easily installs using spray adhesive and staples.
- Provides Sound Transmission Classification (STC) ratings supported by two separate compressible sealing points. One against the deck and the other against the steel framing. STC ratings match the performance of acoustic sealant.
- Paintable.

Ordering / Packaging

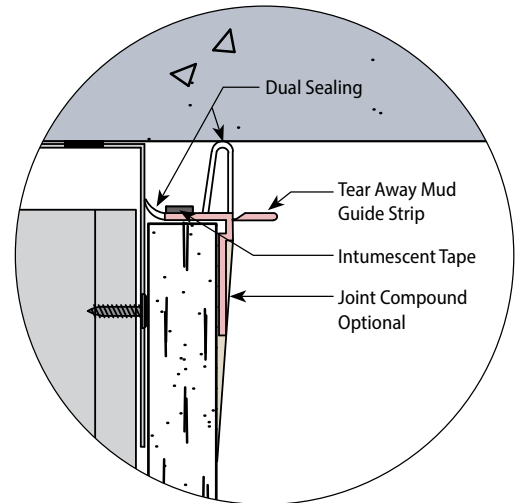
Description	Part #	Size	Length	Pcs/Ctn	Movement	Submitted for Review/Use	✓
FIRE BEAD (1 hour)	FB1	1/2" x 5/8"	10'	30	1/2" total	FB1	
FIRE BEAD (2 hour)	FB2	1/2" x 1-1/4"	10'	22	1/2" total	FB2	

Storage / Warranty

- When stored indoors and kept dry in the original package, Fire Bead will provide unlimited shelf life.
- Sustainable Building Life-Cycle Warranty – see CEMCO Firestop Product Warranty for details.

ASTM & Code Standards

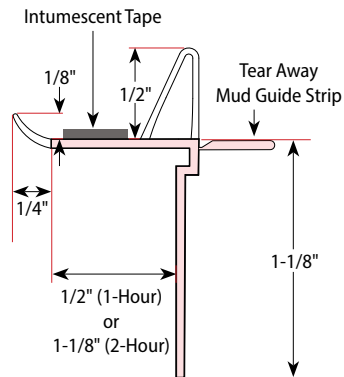
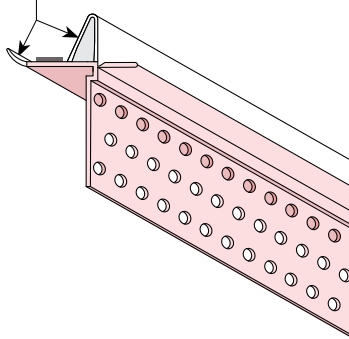
- ASTM E-84
- ASTM E-90
- ASTM E-119
- ASTM E-1966
- UL 263
- UL 723
- UL 2079 5th Edition
- Cal State Fire (BML) 1451-2376:0004
- UL ER25033-01
- L-Rating (air leakage) testing for compliance with International Building Code (IBC) and Canadian Building Code (CBC).
- UL listings/approvals include: BW-S-0024; HW-D-0550, HW-D-0554; HW-D-0624; HW-S-0128; WW-D-0104; WW-D-0172
- **U.S. Patent No. 11,111,666; 11,873,636**




FIRE BEAD[®] (PREFORMED FIRESTOP)

FB1/FB2

Flexible Material 70 Durometer



← View the installation video!



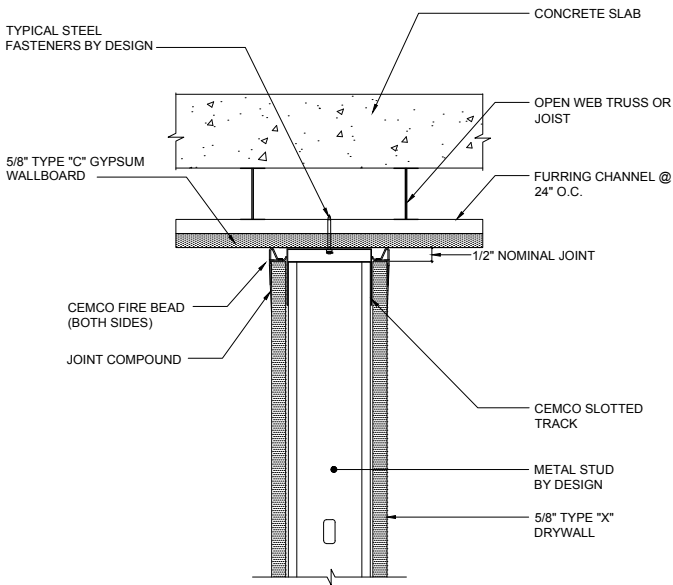
← View the installation guide!



Typical Details | Fire Bead

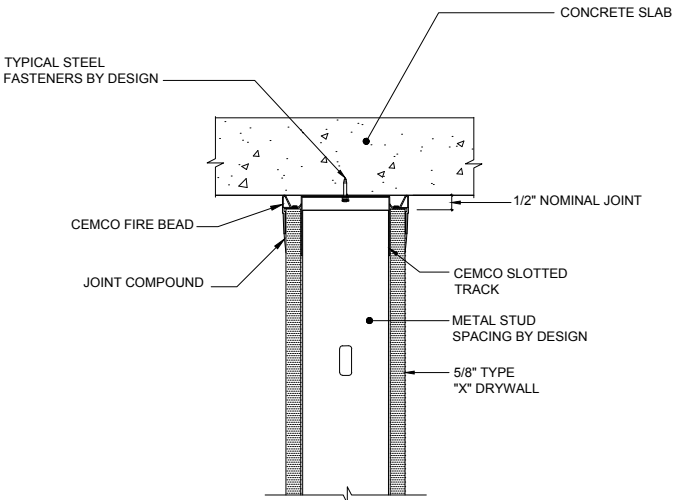
Fire Rated Deflection Bead

HW-D-0550 1HR STANDARD WALL, GYPSUM WALLBOARD CEILING



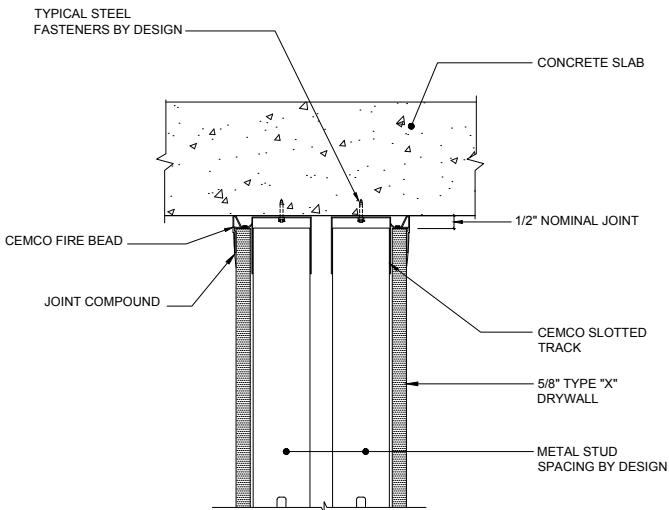
*NOTE: SINGLE LAYER OF 5/8" TYPE "X" DRYWALL FOR 1 HOUR FIRE RATING, 2 LAYERS FOR 2 HOUR

HW-D-0624 1HR STANDARD WALL, CONCRETE DECK



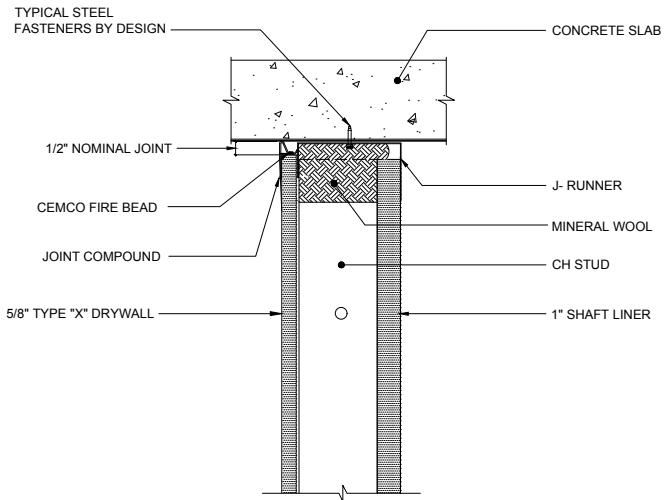
*NOTE: SINGLE LAYER OF 5/8" TYPE "X" DRYWALL FOR 1 HOUR FIRE RATING, 2 LAYERS FOR 2 HOUR

HW-D-0554 1HR STANDARD CHASE WALL, CONCRETE SLAB



*NOTE: SINGLE LAYER OF 5/8" TYPE "X" DRYWALL FOR 1 HOUR FIRE RATING, 2 LAYERS FOR 2 HOUR

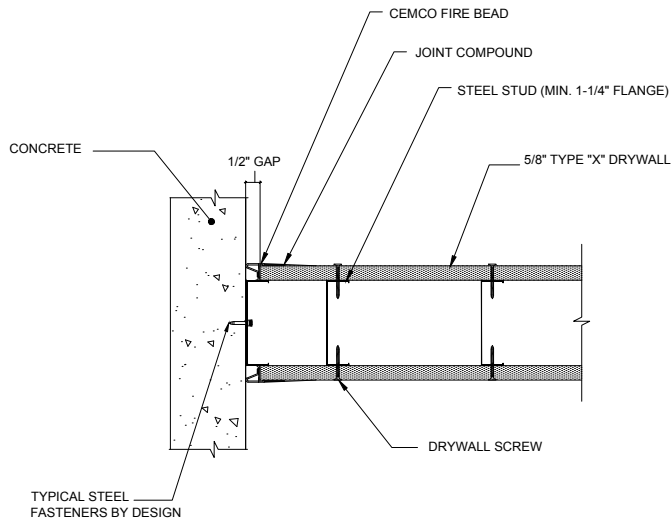
HW-D-0625 1HR SHAFT WALL, CONCRETE SLAB



CONFIGURATION
"A"

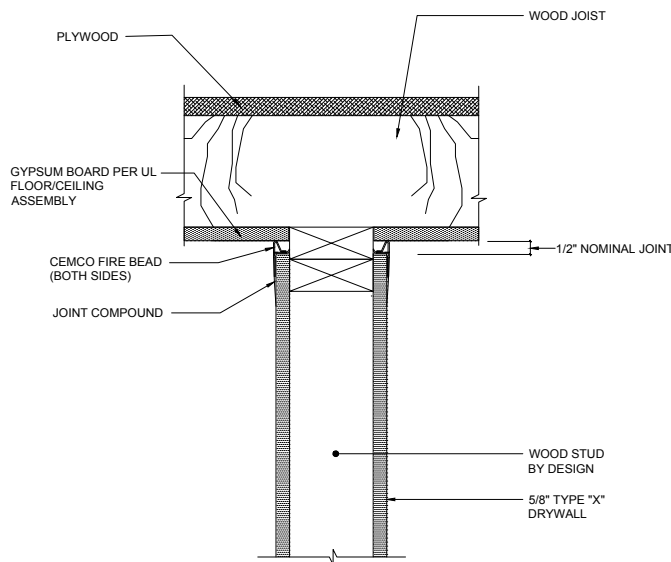
*NOTE: SINGLE LAYER OF 5/8" TYPE "X" DRYWALL FOR 1 HOUR FIRE RATING, 2 LAYERS FOR 2 HOUR

WW-D-0104 1HR VERTICAL TIE-IN TO CONCRETE SLAB



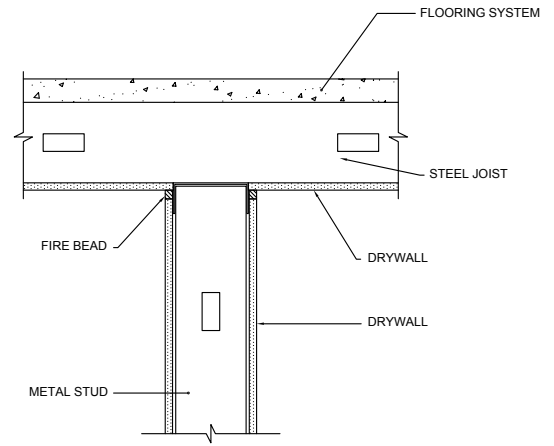
*NOTE: SINGLE LAYER OF 5/8" TYPE "X" DRYWALL FOR 1 HOUR FIRE RATING, 2 LAYERS FOR 2 HOUR

HW-S-0128 FIRE BEAD FOR WOOD FRAMING



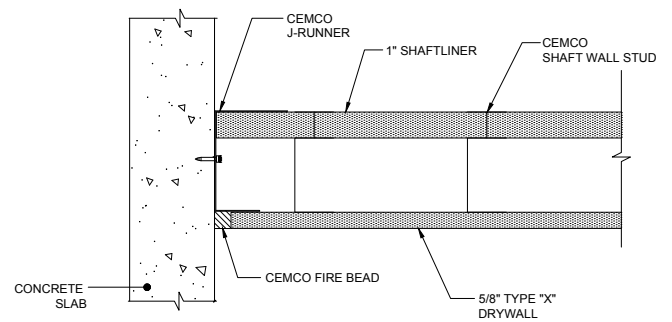
*NOTE: SINGLE LAYER OF 5/8" TYPE "X" DRYWALL FOR 1 HOUR FIRE RATING, 2 LAYERS FOR 2 HOUR

HW-S-0128 STEEL JOIST FLOORING



*NOTE: SINGLE LAYER OF 5/8" TYPE "X" DRYWALL FOR 1 HOUR FIRE RATING, 2 LAYERS FOR 2 HOUR

WW-S-0094 SHAFT WALL VERTICAL JOINT



*NOTE: SINGLE LAYER OF 5/8" TYPE "X" DRYWALL FOR 1 HOUR FIRE RATING, 2 LAYERS FOR 2 HOUR

SUPER SEAL-X (FIRE RATED DEFLECTION BEAD)

Product Description

CEMCO SUPER SEAL-X is a surface mounted deflection bead tested to UL 2079. It provides 1 & 2 hour firestop solutions in vertical joints for both standard wall and shaft wall types between dissimilar material applications.



- Tested over vertical window aluminum mullions WW-D-0182.
- Tested with up to 50% compression.
- Installs fully cured, unaffected by water/moisture/temperature.
- Available in all black and pink vinyl with white bubble gasket.
- Combines a vinyl bubble gasket, a perforated mud leg and intumescent strip to provide an aesthetically pleasing joint when in an exposed location.
- Provides a single step installation of both a code compliant firestop and finished drywall accessory in a single component.
- Installs on the face of the drywall with a perforated mud leg incorporated to accept joint compound.
- Easily installs using spray adhesive and staples.
- Remains flexible for the life of the assembly.
- Can be used in top-of-wall, bottom-of-wall and vertical joints.
- Provides Sound Transmission Classification (STC) rating.
- Paintable.

Ordering / Packaging

Description	Part #	Size	Length	Pcs/Ctn	Submitted for Review/Use	✓
SUPER SEAL-X (Pink)	SSX	3/8" x 1-1/8"	10'	25	SSX	
SUPER SEAL-X (Black)	SSXB	3/8" x 1-1/8"	10'	25	SSXB	

Storage / Warranty

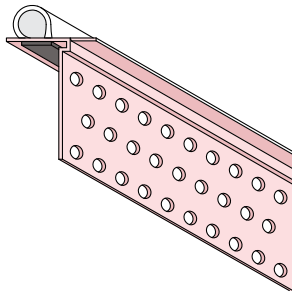
- When stored indoors and kept dry in the original package, Super Seal-X will provide unlimited shelf life.
- Sustainable Building Life-Cycle Warranty – see CEMCO Firestop Product Warranty for details.

ASTM & Code Standards


- ASTM E-84
- ASTM E-90
- ASTM E-119
- ASTM E-1966
- UL 263
- UL 723
- UL 2079 5th Edition
- UL ER25033-01
- L-Rating (air leakage) testing for compliance with International Building Code (IBC) and Canadian Building Code (CBC).
- UL listings/approvals include: BW-S-0024; HW-D-0550, HW-D-0554; HW-D-0624; HW-S-0128; WW-D-0104; WW-D-0172; WW-D-0182
- U.S. Patent No. 11,111,666; 11,873,636



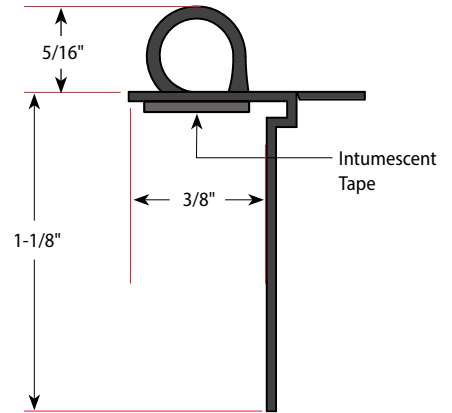
SUPER SEAL-X (FIRE RATED DEFLECTION BEAD)



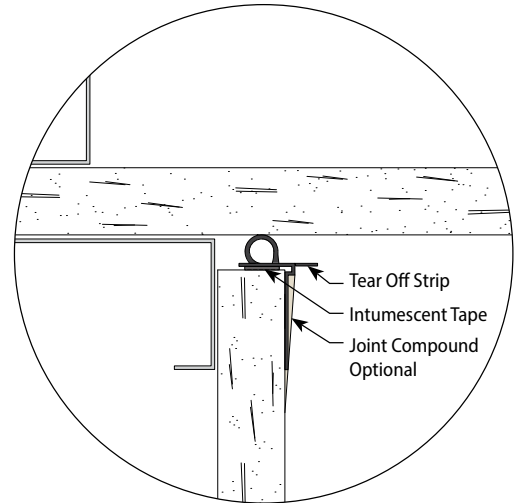
SSX



SSXB



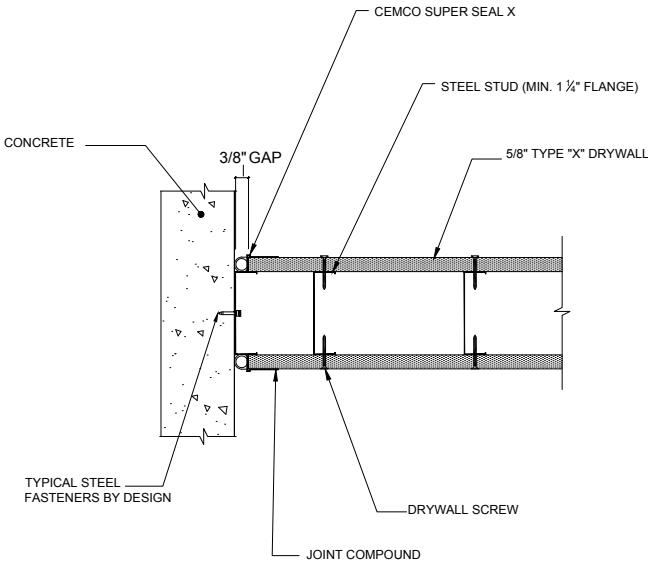
← View the installation video!



Typical Details | Super Seal-X

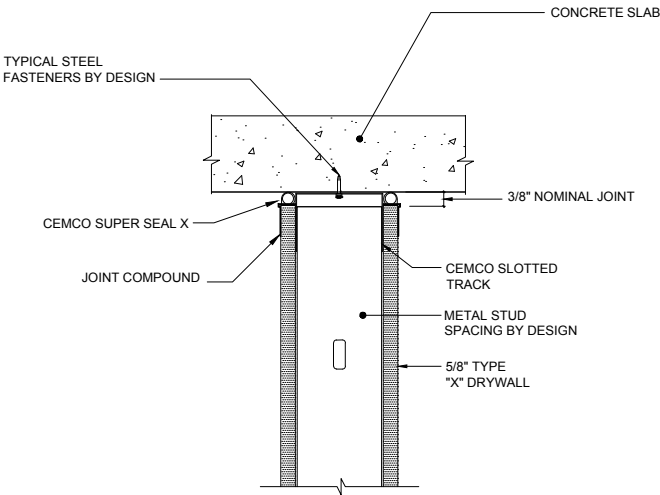
Fire Rated Deflection Bead

WW-D-0104 VERTICAL TIE-IN TO CONCRETE SLAB 1 & 2 HR



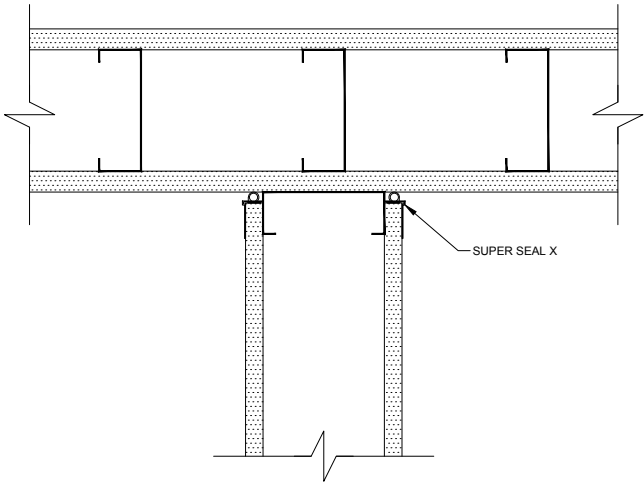
*NOTE: SINGLE LAYER OF 5/8" TYPE "X" DRYWALL FOR 1 HOUR FIRE RATING, 2 LAYERS FOR 2 HOUR

HW-D-0624 STANDARD WALL, CONCRETE DECK 1HR



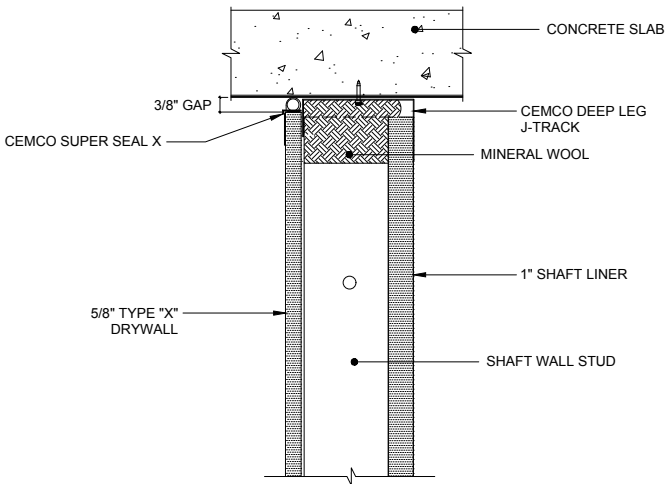
*NOTE: SINGLE LAYER OF 5/8" TYPE "X" DRYWALL FOR 1 HOUR FIRE RATING, 2 LAYERS FOR 2 HOUR

WW-D-0104 WALL TO WALL JOINT



*NOTE: SINGLE LAYER OF 5/8" TYPE "X" DRYWALL FOR 1 HOUR FIRE RATING, 2 LAYERS FOR 2 HOUR

HW-D-0625 SHAFT WALL, CONCRETE SLAB 1HR

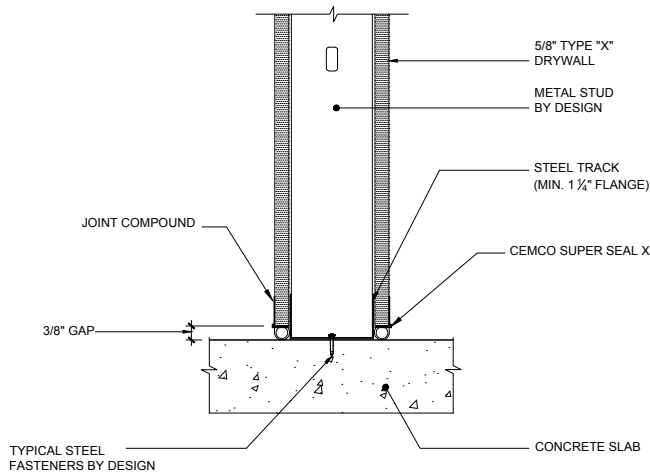


*NOTE: SINGLE LAYER OF 5/8" TYPE "X" DRYWALL FOR 1 HOUR FIRE RATING, 2 LAYERS FOR 2 HOUR

Typical Details | Super Seal-X

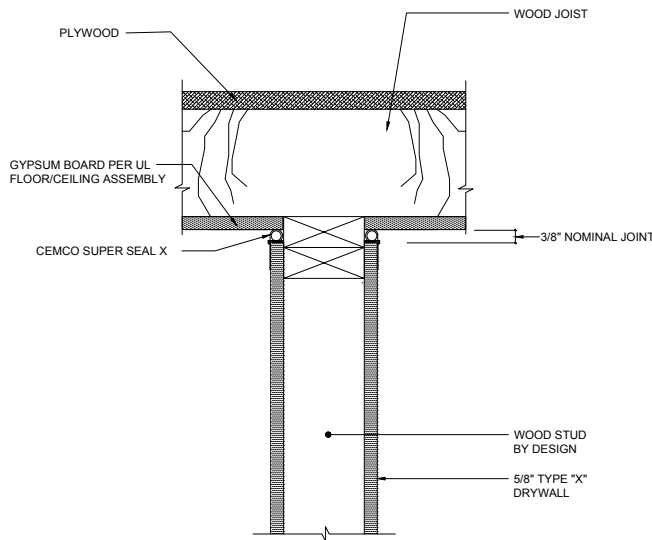
Fire Rated Deflection Bead

BW-S-0024 BOTTOM WALL STATIC JOINT 1HR



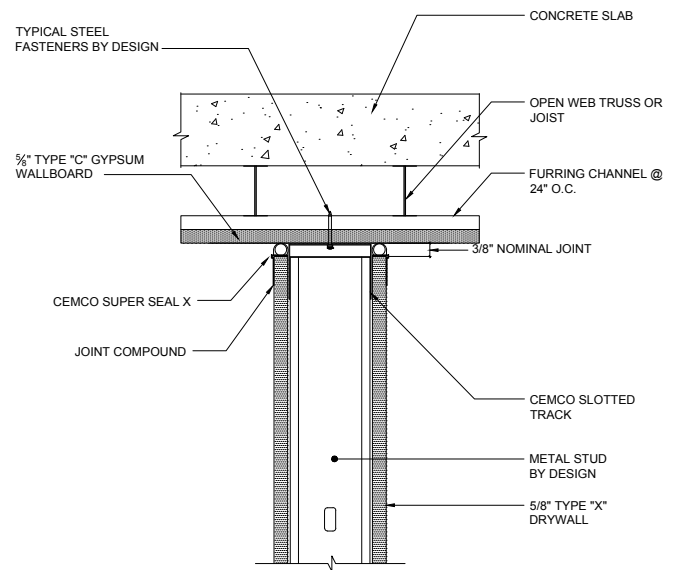
*NOTE: SINGLE LAYER OF 5/8" TYPE "X" DRYWALL FOR 1 HOUR FIRE RATING, 2 LAYERS FOR 2 HOUR

HW-S-0128 HEAD OF WALL JOINT AT WOOD FRAMING



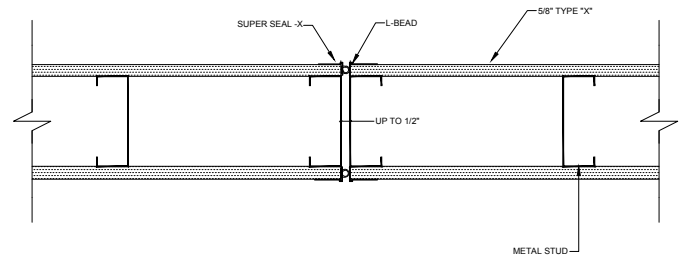
*NOTE: SINGLE LAYER OF 5/8" TYPE "X" DRYWALL FOR 1 HOUR FIRE RATING, 2 LAYERS FOR 2 HOUR

HW-D-0550 STANDARD WALL, GYPSUM WALLBOARD CEILING 1HR



*NOTE: SINGLE LAYER OF 5/8" TYPE "X" DRYWALL FOR 1 HOUR FIRE RATING, 2 LAYERS FOR 2 HOUR

HW-D-0172 VERTICAL MODULAR WALL JOINT



*NOTE: SINGLE LAYER OF 5/8" TYPE "X" DRYWALL FOR 1 HOUR FIRE RATING, 2 LAYERS FOR 2 HOUR



Expanding Your Solutions

800.775.2362 | www.cemcosteel.com

Structural Engineering/Design: 925.473.9340

Technical Services: 800.416.2278

FIRE GASKET® (PREFORMED FIRESTOP)

Product Description

CEMCO FIRE GASKET is composed of a vinyl frame with a bubble gasket and intumescent strip that is tested to UL 2079. It provides 1 & 2 hour firestop solutions in joints for both standard and shaft wall assemblies.



- Tested with up to 100% compression AND 100% extension.
- Remains flexible for life of the assembly.
- Can be used in top-of-wall, bottom-of-wall, and vertical joints.
- Can be installed to the track leg before or after attaching the track to the deck.
- Installs fully cured, unaffected by water/moisture/temperature.
- L-rating (smoke rating) of below 1 CFM.
- Provides Sound Transmission Classification (STC) ratings up to 68.
- No additional firestop sealant or spray required over metal deck mineral wool flute fillers.
- Available in pink for use in concealed locations and black for exposed locations.
- Paintable.

Ordering / Packaging

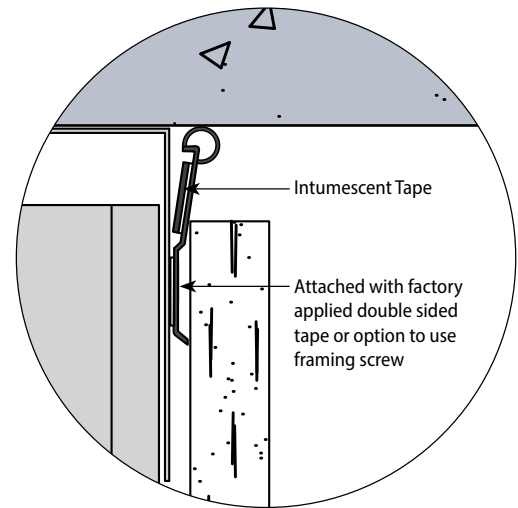
Description	Part #	Size	Length	Pcs/Ctn	Movement	Submitted for Review/Use	✓
FIRE GASKET .5 (Pink)	FG.5	3/8" x 1-1/4"	10'	20	1/2" total	FG.5	
FIRE GASKET .5 (Black)	FGB.5	3/8" x 1-1/4"	10'	20	1/2" total	FGB.5	
FIRE GASKET 1 (Pink)	FG1	3/8" x 1-5/8"	10'	20	1" total	FG1	
FIRE GASKET 1 (Black)	FGB1	3/8" x 1-5/8"	10'	20	1" total	FGB1	
FIRE GASKET 1.5 (Pink)	FG1.5	3/8" x 2-1/4"	10'	20	1-1/2" total	FG1.5	
FIRE GASKET 1.5 (Black)	FGB1.5	3/8" x 2-1/4"	10'	20	1-1/2" total	FGB1.5	

Storage / Warranty

- When stored indoors and kept dry in the original package, Fire Gasket will provide unlimited shelf life.
- Sustainable Building Life-Cycle Warranty – see CEMCO Firestop Product Warranty for details.

ASTM & Code Standards

- ASTM E-84
- ASTM E-119
- ASTM E-1966
- UL 263
- UL 723
- UL 2079 5th Edition
- Cal State Fire (BML) 1451-2376:0004
- UL ER25033-01
- L-Rating (air leakage) testing for compliance with International Building Code (IBC) and Canadian Building Code (CBC).
- UL listings/approvals include: BW-S-0024; BW-S-0053; HW-D-0514, HW-D-0515; HW-D-0518; HW-D-0524; HW-D-0525; HW-D-0550; HW-D-0551; HW-D-0553; HW-D-0554; HW-D-0573; HW-D-0585; HS-D-0587; HW-D-0596; HW-D-0620; HW-D-0621; HW-D-0622; HW-D-0623; HW-D-0624; HW-D-0625; HW-D-0652; HW-D-0653; WW-D-0104; WW-S-0094
- U.S. Patent No. 10,246,871; 10,753,084; 10,954,670



Please refer to www.cemcosteel.com for [UL Fire Rated Assemblies](#) and [Sound Test Reports](#).

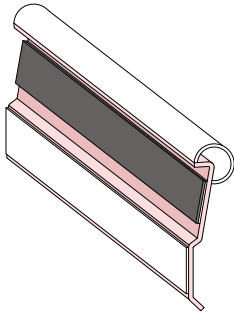


This technical information reflects the most current information available and supersedes any and all previous publications effective January 26, 2024.

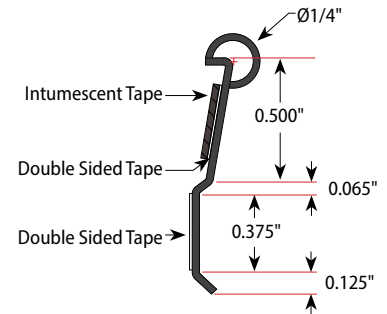
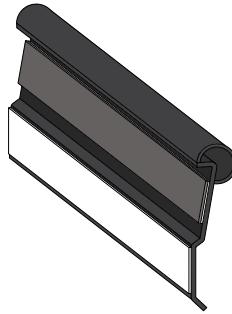
01-26-24 AT

FIRE GASKET® (PREFORMED FIRESTOP)

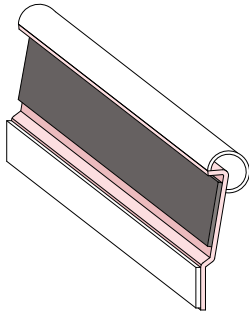
FG.5



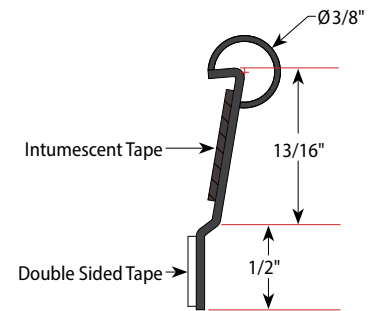
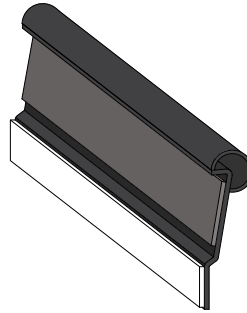
FGB.5



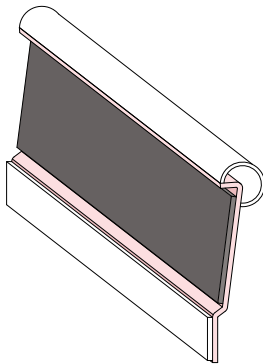
FG1



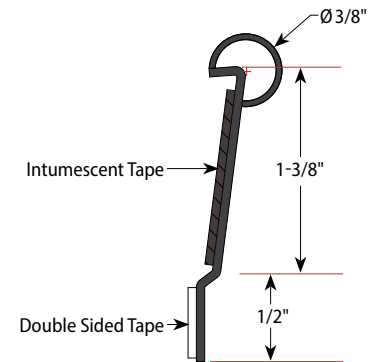
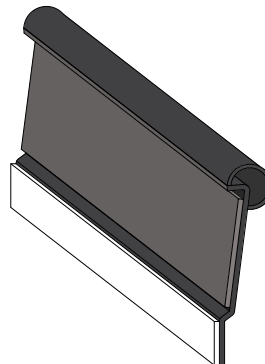
FGB1




FG1.5



FGB1.5



← View the installation video!

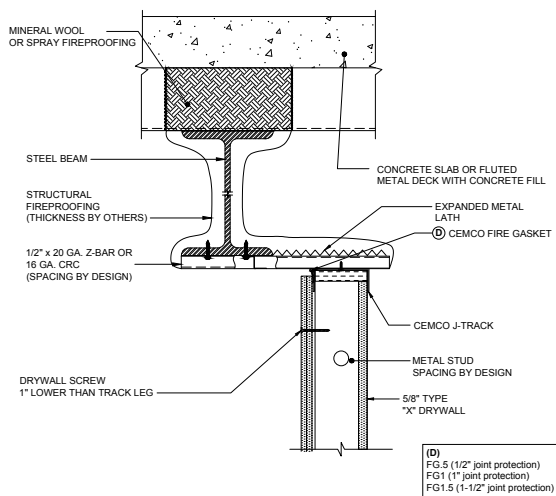


← View the installation guide!

Typical Details | Fire Gasket (FG.5, FG1, & FG1.5)

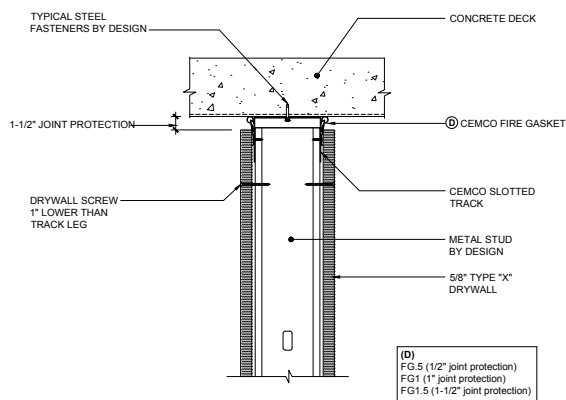
Firestopping for Building Joints

HW-D-0653 SHAFT WALL CANTILEVER UNDER BEAM

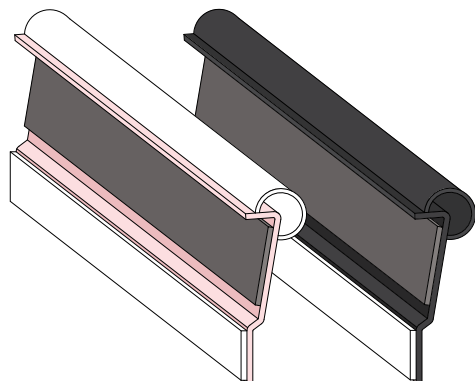


*NOTE: SINGLE LAYER OF 5/8\" TYPE \"X\" DRYWALL FOR 1 HOUR FIRE RATING, 2 LAYERS FOR 2 HOUR

HW-D-0515 CONCRETE SLAB

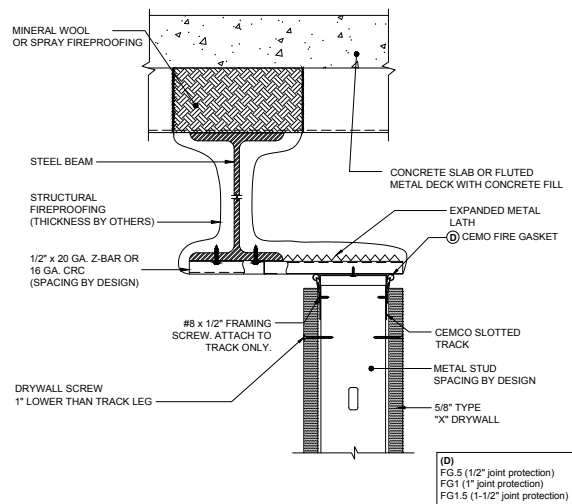


*NOTE: SINGLE LAYER OF 5/8\" TYPE \"X\" DRYWALL FOR 1 HOUR FIRE RATING, 2 LAYERS FOR 2 HOUR



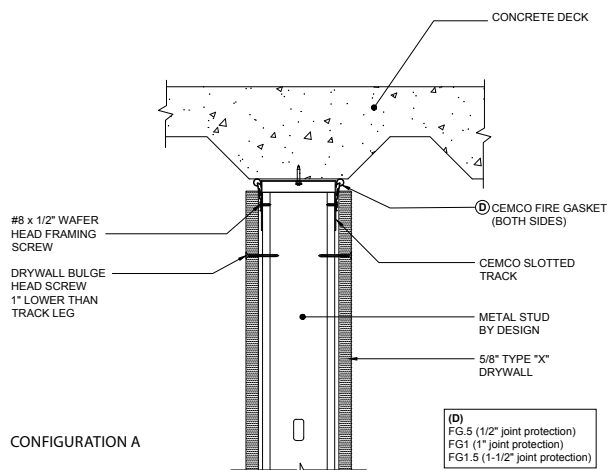
NEW FG.5 & FG1 Now Available
in Solid Black!

HW-D-0652 CANTILEVER UNDER STEEL I-BEAM



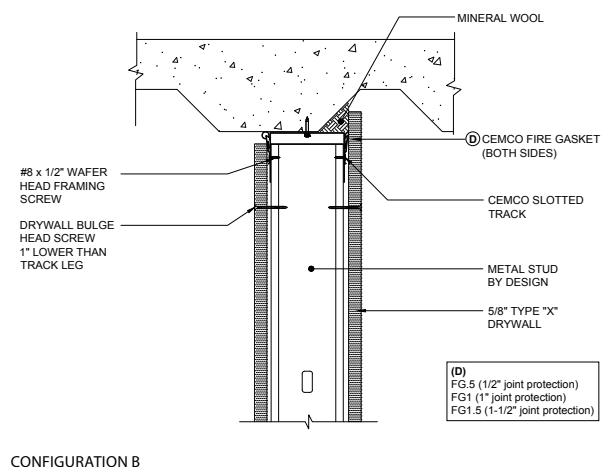
*NOTE: SINGLE LAYER OF 5/8\" TYPE \"X\" DRYWALL FOR 1 HOUR FIRE RATING, 2 LAYERS FOR 2 HOUR

HW-D-0620 PARALLEL OFFSET UNDER PAN DECK



*NOTE: SINGLE LAYER OF 5/8\" TYPE \"X\" DRYWALL FOR 1 HOUR FIRE RATING, 2 LAYERS FOR 2 HOUR

HW-D-0620 PARALLEL UNDER PAN DECK

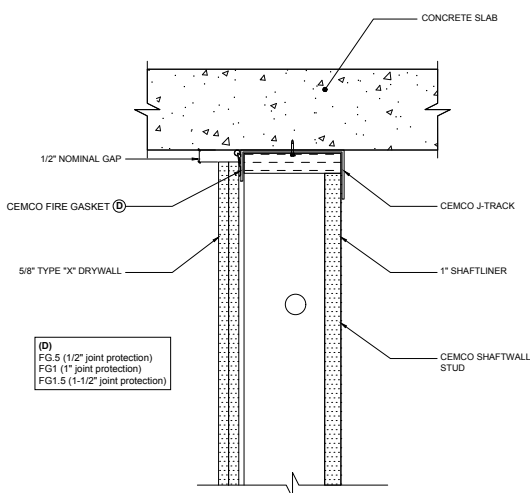


*NOTE: SINGLE LAYER OF 5/8\" TYPE \"X\" DRYWALL FOR 1 HOUR FIRE RATING, 2 LAYERS FOR 2 HOUR

Typical Details | Fire Gasket (FG.5, FG1, & FG1.5)

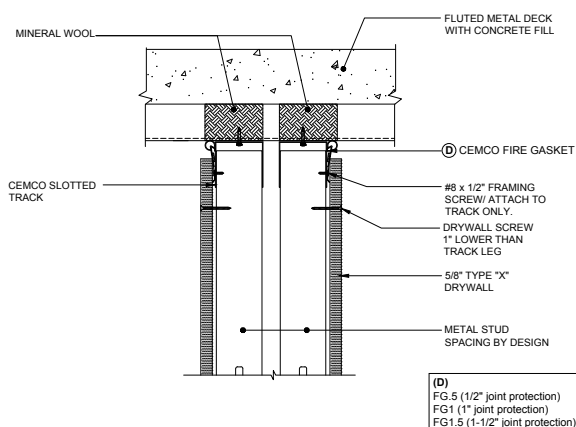
Firestopping for Building Joints

HW-D-0585 SHAFT-WALL AT CONCRETE



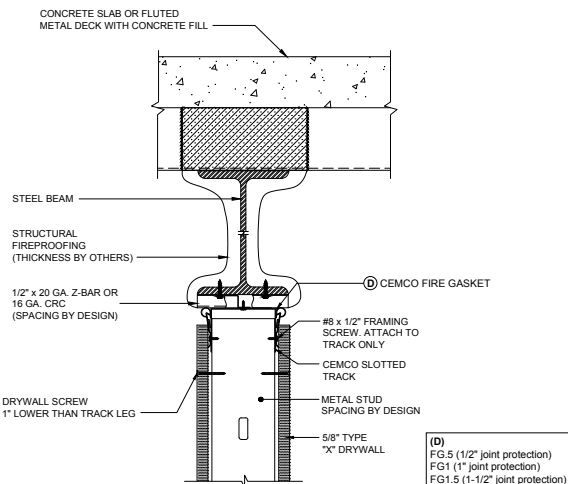
*NOTE: SINGLE LAYER OF 5/8" TYPE "X" DRYWALL FOR 1 HOUR FIRE RATING, 2 LAYERS FOR 2 HOUR

HW-D-0553 CHASE WALL AT PAN DECK



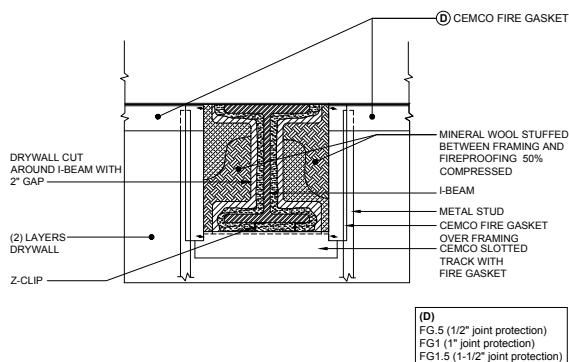
*NOTE: SINGLE LAYER OF 5/8" TYPE "X" DRYWALL FOR 1 HOUR FIRE RATING, 2 LAYERS FOR 2 HOUR

HW-D-0551 CENTERED DIRECTLY UNDER BEAM



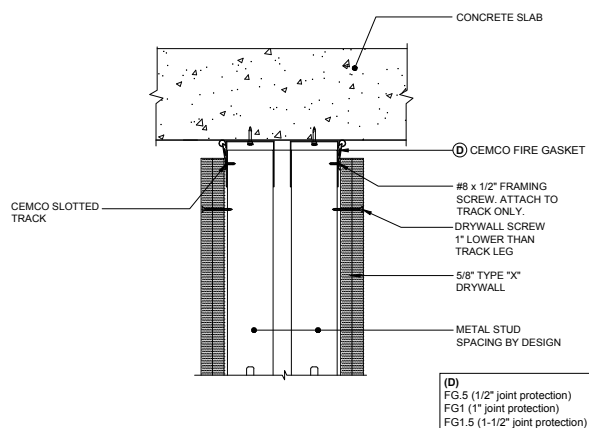
*NOTE: SINGLE LAYER OF 5/8" TYPE "X" DRYWALL FOR 1 HOUR FIRE RATING, 2 LAYERS FOR 2 HOUR

HW-D-0573 PERPENDICULAR I-BEAM PENETRATION



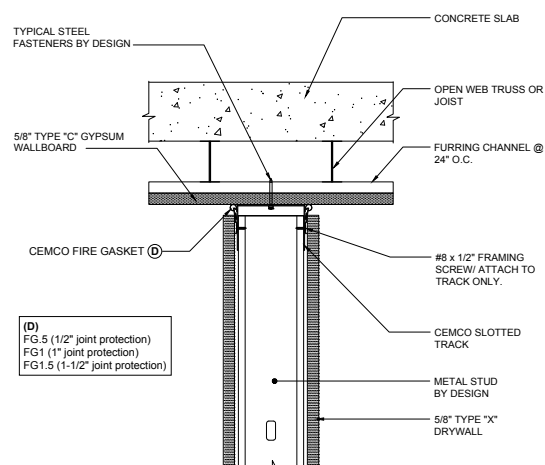
*NOTE: SINGLE LAYER OF 5/8" TYPE "X" DRYWALL FOR 1 HOUR FIRE RATING, 2 LAYERS FOR 2 HOUR

HW-D-0554 CHASE WALL AT CONCRETE SLAB



*NOTE: SINGLE LAYER OF 5/8" TYPE "X" DRYWALL FOR 1 HOUR FIRE RATING, 2 LAYERS FOR 2 HOUR

HW-D-0550 GYPSUM WALLBOARD CEILING

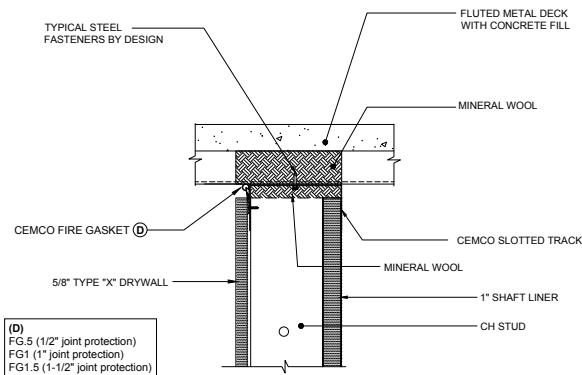


*NOTE: SINGLE LAYER OF 5/8" TYPE "X" DRYWALL FOR 1 HOUR FIRE RATING, 2 LAYERS FOR 2 HOUR

Typical Details | Fire Gasket (FG.5, FG1, & FG1.5)

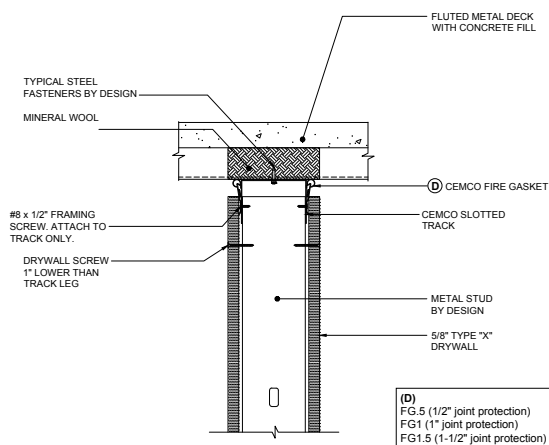
Firestopping for Building Joints

HW-D-0525 SHAFT-WALL FLUTED DECK



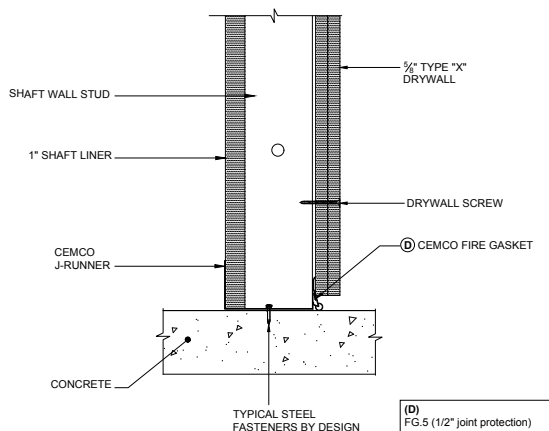
*NOTE: SINGLE LAYER OF 5/8" TYPE "X" DRYWALL FOR 1 HOUR FIRE RATING, 2 LAYERS FOR 2 HOUR

HW-D-0518 PERPENDICULAR TO FLUTED DECK



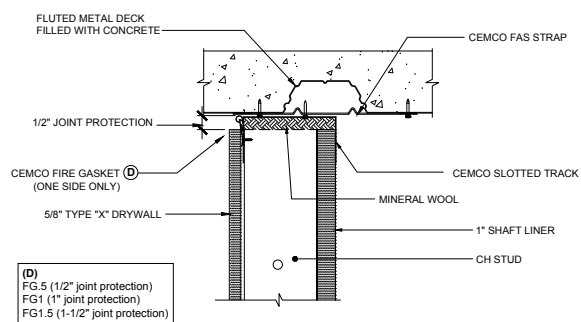
*NOTE: SINGLE LAYER OF 5/8" TYPE "X" DRYWALL FOR 1 HOUR FIRE RATING, 2 LAYERS FOR 2 HOUR

BW-S-0053 SHAFT WALL- BOTTOM OF WALL



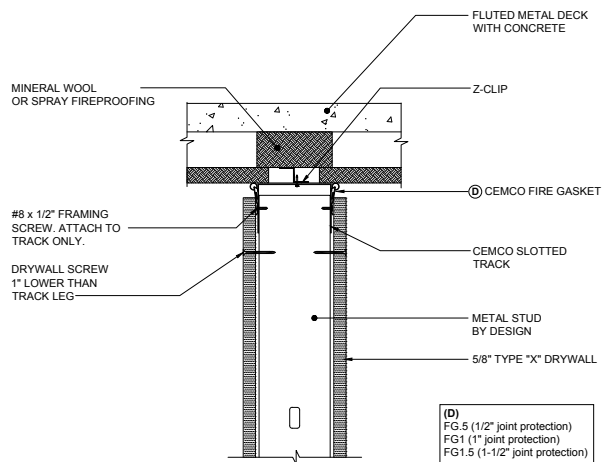
*NOTE: SINGLE LAYER OF 5/8" TYPE "X" DRYWALL FOR 1 HOUR FIRE RATING, 2 LAYERS FOR 2 HOUR

HW-D-0587 SHAFT WALL PARALLEL TO FLUTE (FAS STRAP)



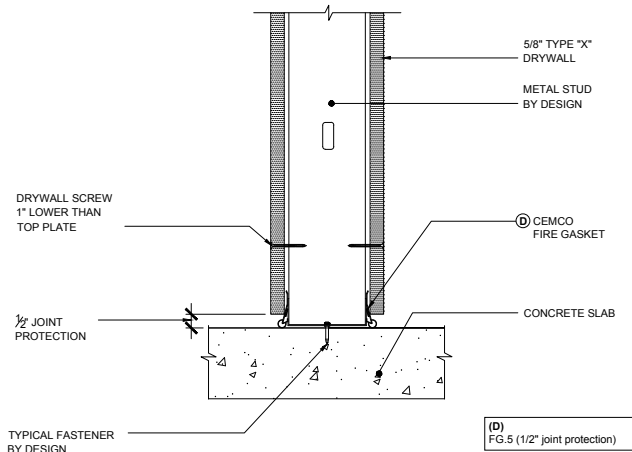
*NOTE: SINGLE LAYER OF 5/8" TYPE "X" DRYWALL FOR 1 HOUR FIRE RATING, 2 LAYERS FOR 2 HOUR

HW-D-0514 PERPENDICULAR FLUTED DECK WITH FIREPROOFING



*NOTE: SINGLE LAYER OF 5/8" TYPE "X" DRYWALL FOR 1 HOUR FIRE RATING, 2 LAYERS FOR 2 HOUR

BW-S-0024 BOTTOM TRACK STATIC JOINT

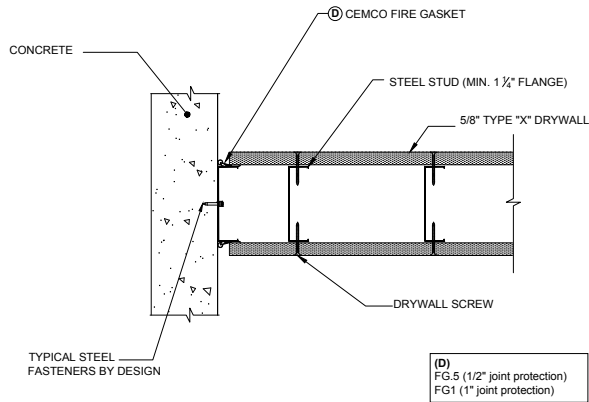


*NOTE: SINGLE LAYER OF 5/8" TYPE "X" DRYWALL FOR 1 HOUR FIRE RATING, 2 LAYERS FOR 2 HOUR

Typical Details | Fire Gasket (FG.5, FG1, & FG1.5)

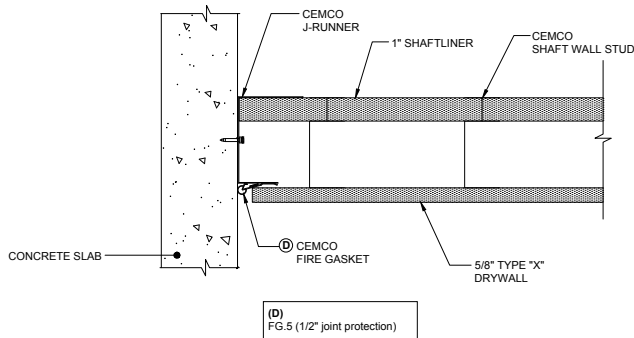
Firestopping for Building Joints

WW-D-0104 STANDARD WALL VERTICAL JOINT TO CONCRETE COLUMN



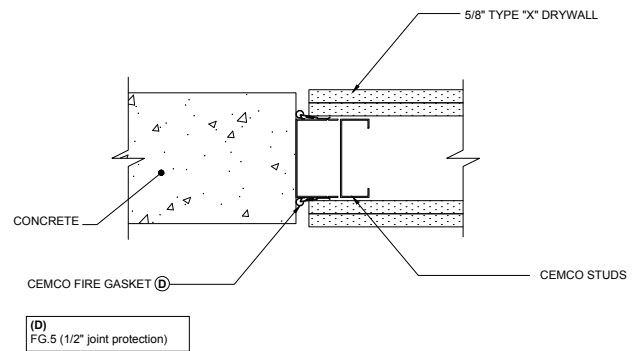
*NOTE: SINGLE LAYER OF 5/8" TYPE "X" DRYWALL FOR 1 HOUR FIRE RATING, 2 LAYERS FOR 2 HOUR

WW-S-0094 SHAFT WALL VERTICAL JOINT

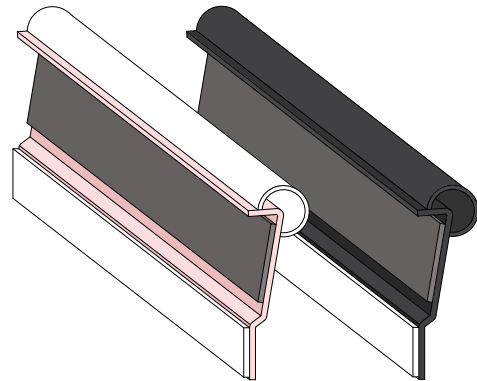


*NOTE: SINGLE LAYER OF 5/8" TYPE "X" DRYWALL FOR 1 HOUR FIRE RATING, 2 LAYERS FOR 2 HOUR

WW-S-0057 STNDRD WALL VERTICAL WALL TIE-IN TO CONCRETE COLUMN



*NOTE: SINGLE LAYER OF 5/8" TYPE "X" DRYWALL FOR 1 HOUR FIRE RATING, 2 LAYERS FOR 2 HOUR

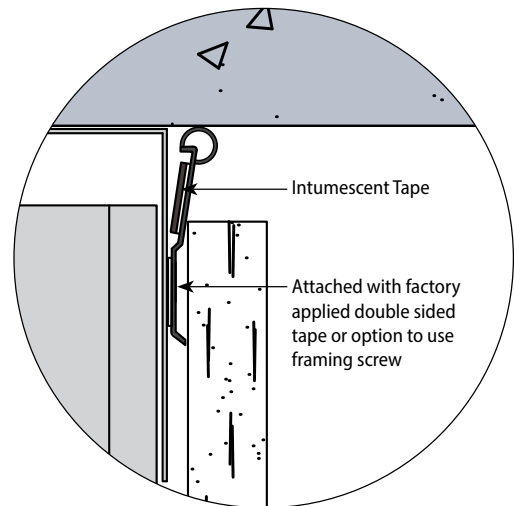


NEW FG.5 & FG1 Now Available
in Solid Black!



← Scan or click
the code to view the
installation video!

Scan or click →
the code to view the
installation guide!





Expanding Your Solutions

800.775.2362 | www.cemcosteel.com

Structural Engineering/Design: 925.473.9340

Technical Services: 800.416.2278

FLUTE SHIELD

Product Description

CEMCO FLUTE SHIELD is a galvanized steel clip that is designed to conceal and compress mineral wool within the vertical parallel legs of the clip profile as a component of a fire-resistant joint system.

The CEMCO Flute Shield is sold independently allowing the user to purchase any UL certified 4 PCF (minimum) mineral wool or precut mineral wool plug separately. Once the mineral wool is cut to the appropriate length, it is installed within the flute to obtain the proper compression. The final step is to install the assembled Flute Shield in the open flutes within the metal deck above the top track. No additional firestop sealant or spray required.

- Available for 1-1/2", 2" and 3" fluted deck.
- Made of cold-formed galvanized steel.
- Conceals the exposed mineral wool eliminating the need for fire spray.
- Marked for easy recognition during the inspection process.
- UL tested and listed for various top of wall joint applications.
- Does not have temperature or humidity limits for installation.
- Provides Sound Transmission Classification (STC) ratings.

Ordering / Packaging

Description	Part #	Size	Pcs/Ctn	Submitted for Review/Use	✓
FLUTE SHIELD	FLUTESHIELD	3" deep flute (stock size) custom sizes available*	50	FLUTE SHIELD	

* Contact CEMCO for more information.

Storage / Warranty

- When stored indoors and kept dry in the original package, Flute Shield will provide unlimited shelf life.
- Sustainable Building Life-Cycle Warranty – see CEMCO Firestop Product Warranty for details.

ASTM & Code Standards

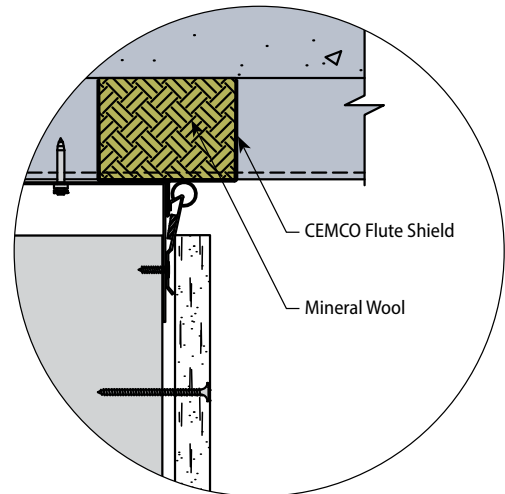
- AISI 2012
- ASTM A653
- ASTM A924
- ASTM A1003
- ASTM E-84
- ASTM E-90
- ASTM E-119
- ASTM E-1966
- UL 263
- UL 723
- UL 2079 5th Edition
- UL ER25033-01
- L-Rating (air leakage) testing for compliance with International Building Code (IBC) and Canadian Building Code (CBC).
- UL listings/approvals include: HW-D-0518, HW-D-0525; HW-D-0553
- U.S. Patent No. 11,933,042**

CEMCO Cold-Formed Steel Framing Products Contain 30% to 37% Recycled Steel

- Total Recycled Content: 36.9%
- Post-Consumer: 19.8%
- Pre-Consumer: 14.4%

FLUTE SHIELD

SPRAYLESS FLUTE CLIP



Please refer to www.cemcosteel.com for [UL Fire Rated Assemblies](#) and [Sound Test Reports](#).



This technical information reflects the most current information available and supersedes any and all previous publications effective March 7, 2024.

03-07-24 AT



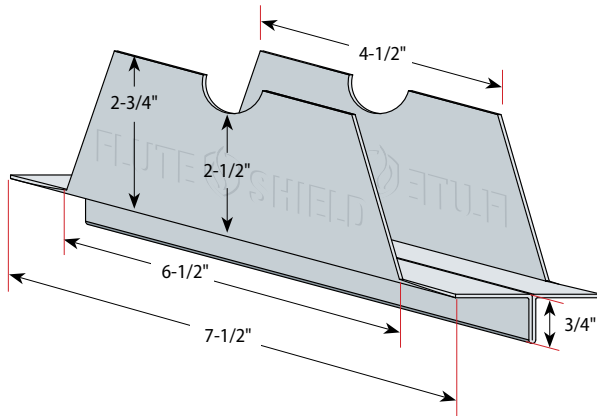
Expanding Your Solutions

800.775.2362 | www.cemcosteel.com

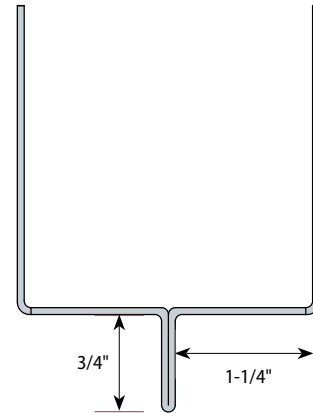
Structural Engineering/Design: 925.473.9340

Technical Services: 800.416.2278

FLUTE SHIELD



N.T.S.
Image depicts measurements for
a typical 3" fluted deck profile.



← View the installation video!



Please refer to www.cemcosteel.com for [UL Fire Rated Assemblies](#) and [Sound Test Reports](#).



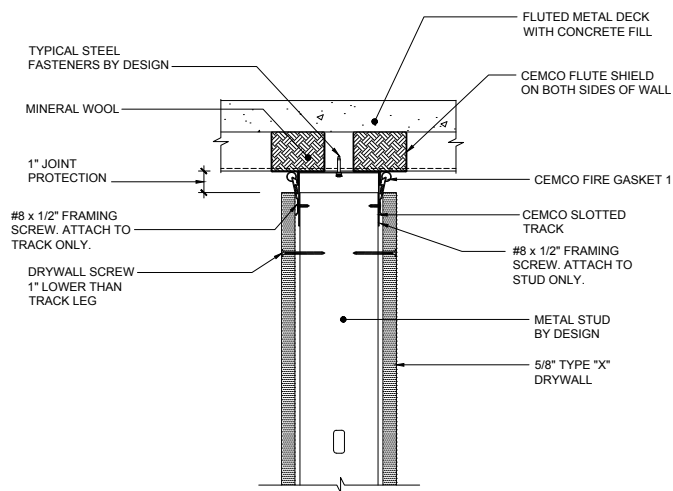
This technical information reflects the most current information available and supersedes any and all previous publications effective March 7, 2024.

03-07-24 AT

Typical Details | Flute Shield

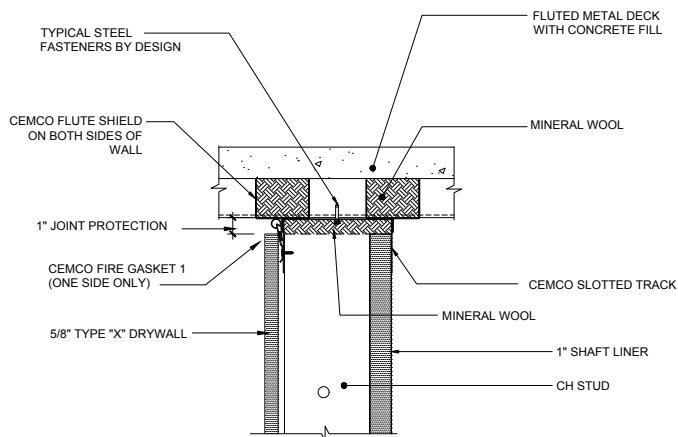
Sprayless Flute Clip

HW-D-0518 1 & 2HR STANDARD WALL, PERPENDICULAR TO FLUTED DECK



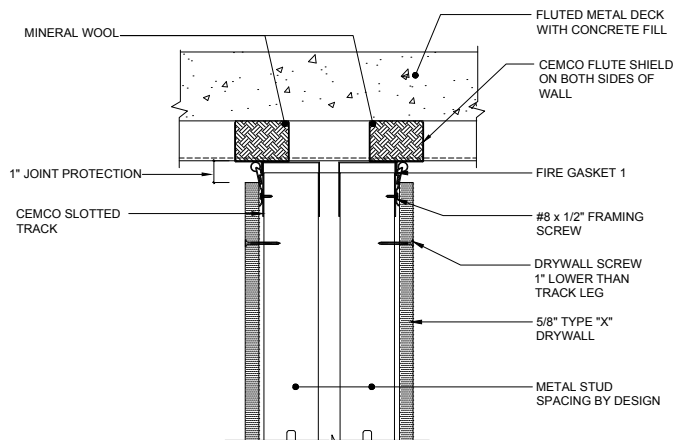
*NOTE: SINGLE LAYER OF 5/8" TYPE "X" DRYWALL FOR 1 HOUR FIRE RATING, 2 LAYERS FOR 2 HOUR

HW-D-0525 1 & 2HR SHAFT WALL, PERPENDICULAR TO FLUTED DECK



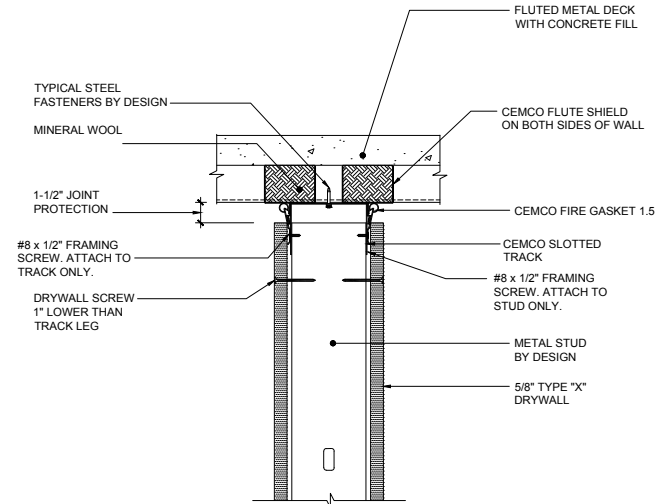
*NOTE: SINGLE LAYER OF 5/8" TYPE "X" DRYWALL FOR 1 HOUR FIRE RATING, 2 LAYERS FOR 2 HOUR

HW-D-0553 1 & 2HR CHASE WALL, PERPENDICULAR TO FLUTED DECK



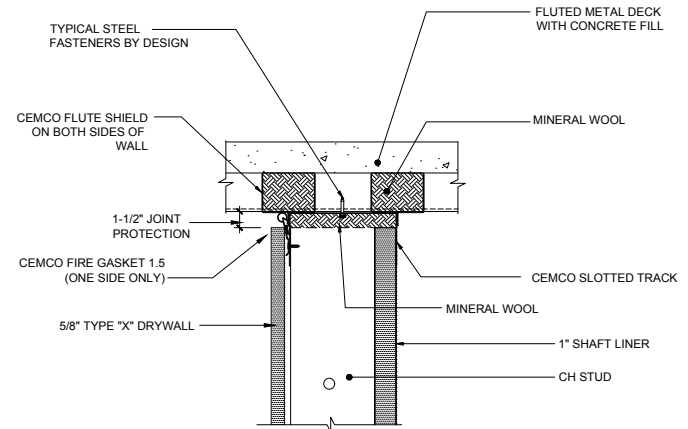
*NOTE: SINGLE LAYER OF 5/8" TYPE "X" DRYWALL FOR 1 HOUR FIRE RATING, 2 LAYERS FOR 2 HOUR

HW-D-0518 1 & 2HR STANDARD WALL, PERPENDICULAR TO FLUTED DECK



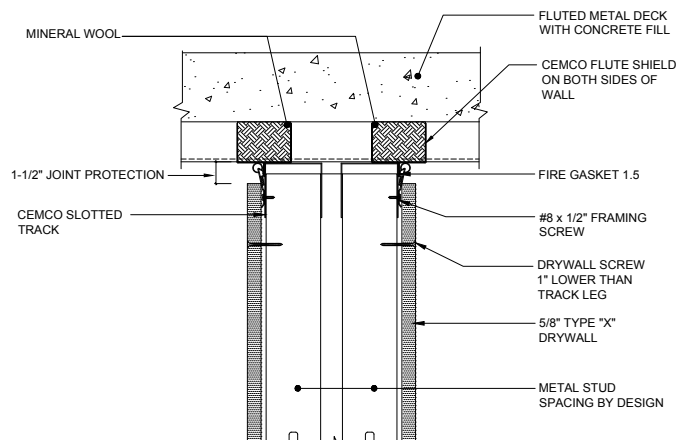
*NOTE: SINGLE LAYER OF 5/8" TYPE "X" DRYWALL FOR 1 HOUR FIRE RATING, 2 LAYERS FOR 2 HOUR

HW-D-0525 1 & 2HR SHAFT WALL, PERPENDICULAR TO FLUTED DECK



*NOTE: SINGLE LAYER OF 5/8" TYPE "X" DRYWALL FOR 1 HOUR FIRE RATING, 2 LAYERS FOR 2 HOUR

HW-D-0553 1 & 2HR CHASE WALL, PERPENDICULAR TO FLUTED DECK



*NOTE: SINGLE LAYER OF 5/8" TYPE "X" DRYWALL FOR 1 HOUR FIRE RATING, 2 LAYERS FOR 2 HOUR



Expanding Your Solutions

800.775.2362 | www.cemcosteel.com

Structural Engineering/Design: 925.473.9340

Technical Services: 800.416.2278

FAS STRAP

Product Description

CEMCO FAS STRAP is an accessory preformed galvanized steel strap with 2 intumescent strips for use as a flute cover when fire-rated walls run parallel to the flutes. FAS Strap eliminates the need for mineral wool flute fillers and bridging for attachment of the top track to the underside of the deck. The FAS Strap is fabricated from hot-dipped galvanized steel. It is UL tested and listed and can be used as a component of 1 & 2 hour fire-resistant joint systems.



Ordering / Packaging

Description	Part #	Width*	Length	Pcs/Ctn	Submitted for Review/Use	✓
FAS STRAP (20 ga)	FASTP105033	10-1/2"	10'	Each**	FASTP105033	
FAS STRAP (18 ga)	FASTP105043	10-1/2"	10'	Each**	FASTP105043	
FAS STRAP (16 ga)	FASTP105054	10-1/2"	10'	Each**	FASTP105054	

* Custom widths available – contact CEMCO for details.

** Contact CEMCO for minimum order quantity.

Storage / Warranty

- When stored indoors and kept dry in the original package, FAS Strap will provide unlimited shelf life.
- Sustainable Building Life-Cycle Warranty – see CEMCO Firestop Product Warranty for details.

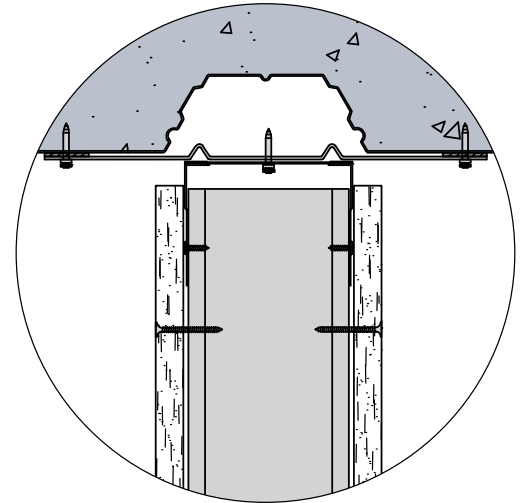
ASTM & Code Standards

- AISI S100
- AISI S220
- ASTM E-84
- ASTM E-119
- ASTM A653
- ASTM A924
- ASTM A1003
- ASTM C645
- ASTM E-1966
- UL 263
- UL 723
- UL 2079 5th Edition
- UL ER25033-01
- L-Rating (air leakage) testing for compliance with International Building Code (IBC) and Canadian Building Code (CBC).
- UL listings/approvals include: HW-D-0524; HW-D-0587
- U.S. Patent No. 10,214,901**

CEMCO Cold-Formed Steel Framing Products

Contain 30% to 37% Recycled Steel

- Total Recycled Content: 36.9%
- Post-Consumer: 19.8%
- Pre-Consumer: 14.4%



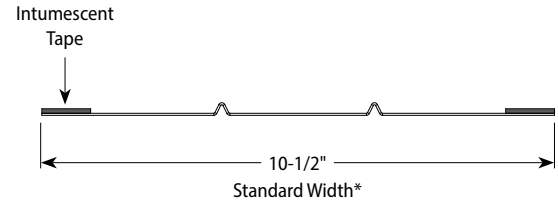
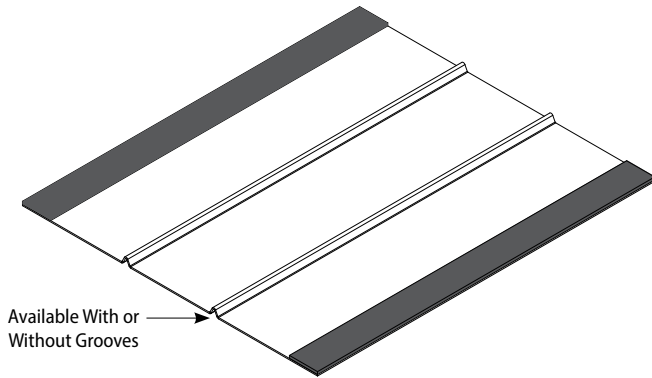
Please refer to www.cemcosteel.com for [UL Fire Rated Assemblies](#) and [Sound Test Reports](#).



This technical information reflects the most current information available and supersedes any and all previous publications effective January 25, 2024.

01-25-24 AT


FAS STRAP



* Custom widths available – contact CEMCO for details.



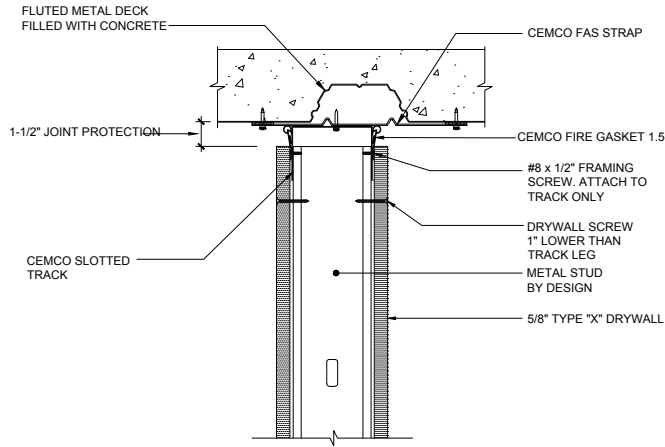
← View the installation video!



Typical Details | FAS Strap

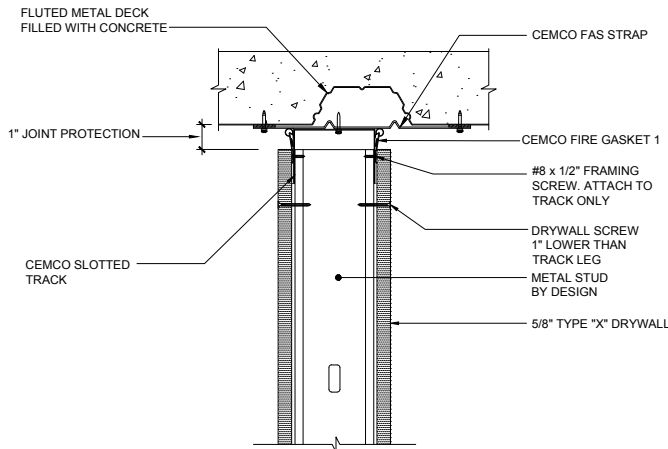
Composite Steel/Intumescent Firestop Framing Assemblies

HW-D-0524 1 & 2HR OFFSET & PARALLEL UNDER FLUTED DECK



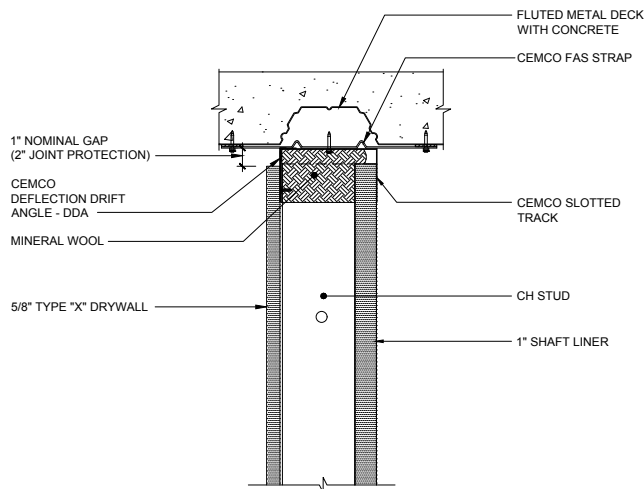
*NOTE: SINGLE LAYER OF 5/8" TYPE "X" DRYWALL FOR 1 HOUR FIRE RATING, 2 LAYERS FOR 2 HOUR

HW-D-0524 1 & 2HR OFFSET & PARALLEL UNDER FLUTED DECK



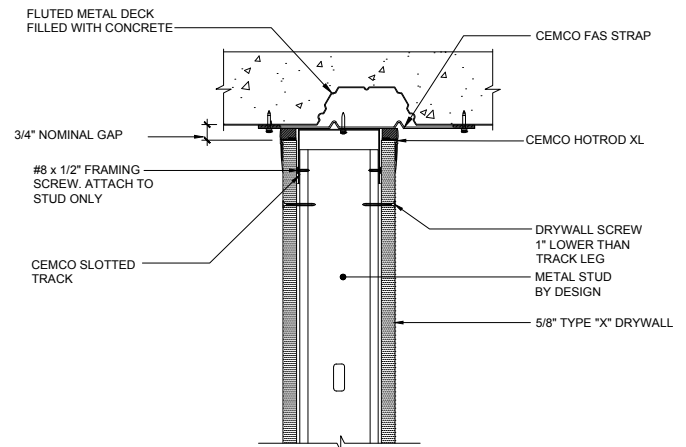
*NOTE: SINGLE LAYER OF 5/8" TYPE "X" DRYWALL FOR 1 HOUR FIRE RATING, 2 LAYERS FOR 2 HOUR

HW-D-0587 PARALLEL WITH FLUTED DECK



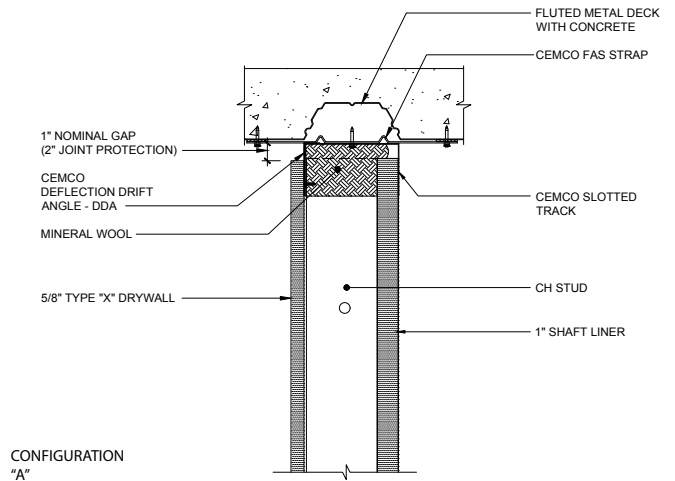
*NOTE: SINGLE LAYER OF 5/8" TYPE "X" DRYWALL FOR 1 HOUR FIRE RATING, 2 LAYERS FOR 2 HOUR

HW-D-0524 1 & 2HR OFFSET & PARALLEL UNDER FLUTED DECK



*NOTE: SINGLE LAYER OF 5/8" TYPE "X" DRYWALL FOR 1 HOUR FIRE RATING, 2 LAYERS FOR 2 HOUR

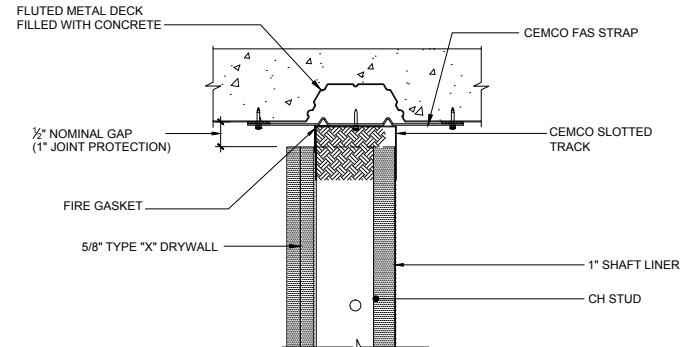
HW-D-0587 1HR SHAFT WALL, PARALLEL & DIRECTLY UNDER DECK FLUTE



CONFIGURATION
"A"

*NOTE: SINGLE LAYER OF 5/8" TYPE "X" DRYWALL FOR 1 HOUR FIRE RATING, 2 LAYERS FOR 2 HOUR

HW-D-0587 SHAFT WALL, DIRECTLY UNDER FLUTED DECK



CONFIGURATION
"A"

*NOTE: SINGLE LAYER OF 5/8" TYPE "X" DRYWALL FOR 1 HOUR FIRE RATING, 2 LAYERS FOR 2 HOUR



Expanding Your Solutions

800.775.2362 | www.cemcosteel.com

Structural Engineering/Design: 925.473.9340

Technical Services: 800.416.2278

RBR STRAP (RATED BASE REVEAL)

Product Description

CEMCO RBR STRAP (Rated Base Reveal) is a preformed galvanized steel strap with an intumescent strip that provides a fire and smoke rated solution for recessed base boards, flush mounted to the face of the wall.

RBR Strap eliminates the need for a second layer of drywall thus reducing in-place cost when recessed base boards or a reveal is desired.



Ordering / Packaging

Description	Part #	Width	Length	Pcs/Ctn	Submitted for Review/Use	✓
RBR STRAP (20 ga)	RBRFS	6"	10'	Each*	RBRFS	
RBR STRAP (20 ga)	RBR8FS	8"	10'	Each*	RBR8FS	

* Contact CEMCO for minimum order quantity.

Storage / Warranty

- When stored indoors and kept dry in the original package, RBR Strap will provide unlimited shelf life.
- Sustainable Building Life-Cycle Warranty – see CEMCO Firestop Product Warranty for details.


ASTM & Code Standards

- AISI S100-7
- AISI S100-12
- AISI S100-16
- AISI S220-11
- AISI S220-15
- ASTM A653
- ASTM A924
- ASTM A1003
- ASTM C645
- ASTM E-84
- ASTM E-119
- ASTM E-1966
- UL 263
- UL 723
- UL 2079 5th Edition
- UL ER25033-01
- L-Rating (air leakage) testing for compliance with International Building Code (IBC) and Canadian Building Code (CBC)
- UL listings/approvals include: BW-S-0036
- U.S. Patent No. 9,752,318 B2**

CEMCO Cold-Formed Steel Framing Products

Contain 30% to 37% recycled steel

- Total Recycled Content: 36.9%
- Post-Consumer: 19.8%
- Pre-Consumer: 14.4%



Please refer to www.cemcosteel.com for [UL Fire Rated Assemblies](#) and [Sound Test Reports](#).



This technical information reflects the most current information available and supersedes any and all previous publications effective January 25, 2024.

01-25-24 AT



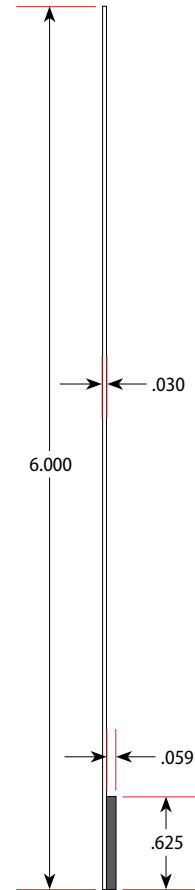
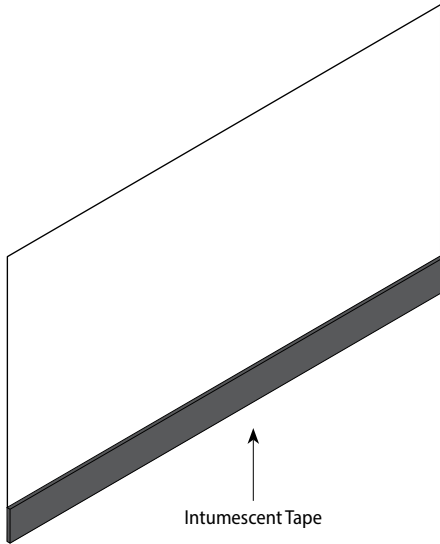
Expanding Your Solutions

800.775.2362 | www.cemcosteel.com


Structural Engineering/Design: 925.473.9340

Technical Services: 800.416.2278

RBR STRAP (RATED BASE REVEAL)



← View the installation video!



Please refer to www.cemcosteel.com for [UL Fire Rated Assemblies](#) and [Sound Test Reports](#).



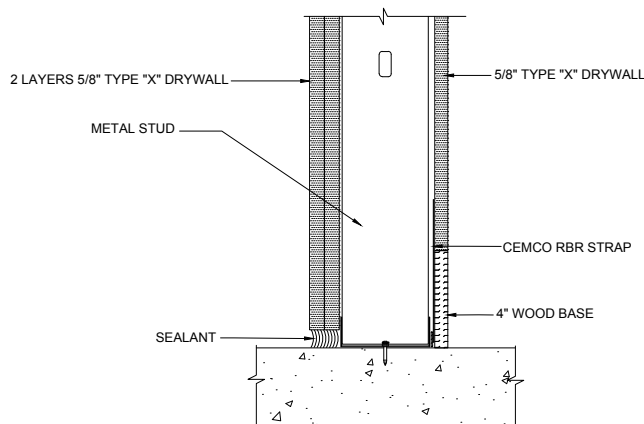
This technical information reflects the most current information available and supersedes any and all previous publications effective January 25, 2024.

01-25-24 AT

Typical Details | RBR Strap

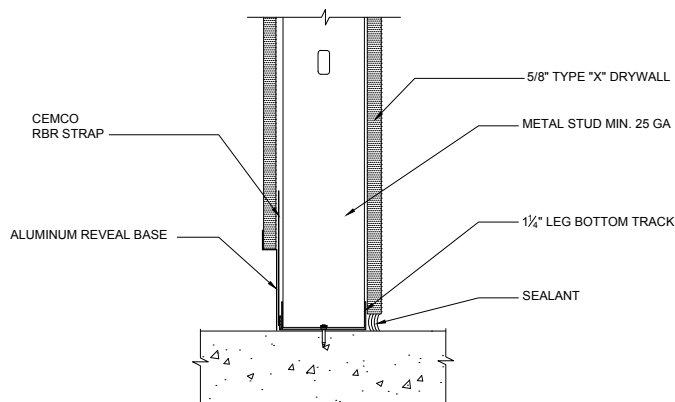
Bottom of Wall

BW-S-0036 SOUND TEST OL15-1010, STC 52



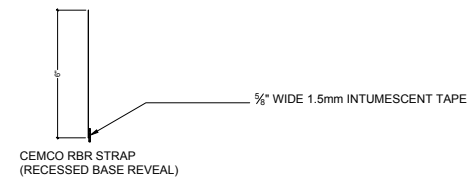
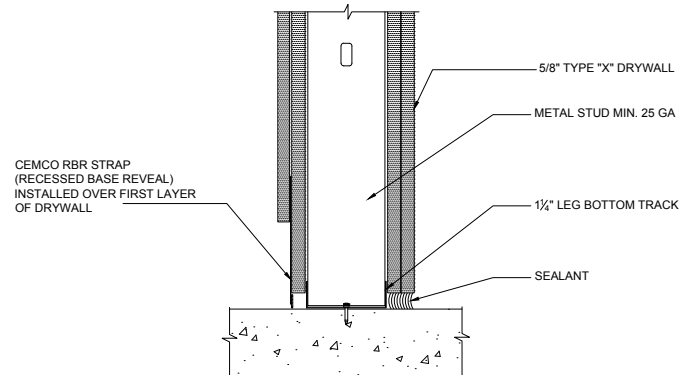
*NOTE: SINGLE LAYER OF 5/8" TYPE "X" DRYWALL FOR 1 HOUR FIRE RATING, 2 LAYERS FOR 2 HOUR

BW-S-0036 BOTTOM WALL STATIC JOINT RBR STRAP



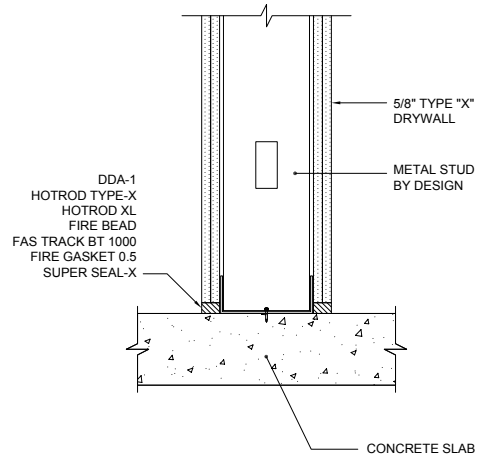
*NOTE: SINGLE LAYER OF 5/8" TYPE "X" DRYWALL FOR 1 HOUR FIRE RATING, 2 LAYERS FOR 2 HOUR

BW-S-0036 2HR BOTTOM WALL STATIC JOINT RBR STRAP



*NOTE: SINGLE LAYER OF 5/8" TYPE "X" DRYWALL FOR 1 HOUR FIRE RATING, 2 LAYERS FOR 2 HOUR

BW-S-0024 2HR BOTTOM WALL STATIC JOINT



*NOTE: SINGLE LAYER OF 5/8" TYPE "X" DRYWALL FOR 1 HOUR FIRE RATING, 2 LAYERS FOR 2 HOUR



Expanding Your Solutions

800.775.2362 | www.cemcosteel.com

Structural Engineering/Design: 925.473.9340

Technical Services: 800.416.2278

FAS®-093X™ FIRE RATED CONTROL JOINT

Product Description

CEMCO FAS-093X is a composite control joint constructed of metal with an integrated intumescent strip that provides fire, smoke, and sound rated solutions in vertical and horizontal control joints. It is used to relieve expansion and contraction stress within interior drywall partitions requiring vertical or horizontal control joints in gypsum wall.



- ✔ Can be used in INTERIOR drywall partitions.
- ✔ Has integrated mud legs for attachment and adhesion of joint compounds.
- ✔ Provides an aesthetically pleasing reveal with integrated groove.
- ✔ Installs fully cured, unaffected by water/moisture/temperature.
- ✔ Drywall fasteners through the perforated holes are to be used on both flanges.
- ✔ Does not require drywall rips, fire sealant or mineral wool backing within the wall cavity.
- ✔ V-groove is protected removable plastic film.
- ✔ Can be used in metal or wood stud wall assemblies.
- ✔ Provides 1 and 2 hour fire rating from the same profile.
- ✔ Paintable.

Ordering / Packaging


Description	Part #	Length	Pcs/Ctn	Submitted for Review/Use	✓
FAS-093X	093X	10'	20	093X	

Storage / Warranty

- ✔ When stored indoors and kept dry in the original package, FAS-093X will provide unlimited shelf life.
- ✔ Sustainable Building Life-Cycle Warranty – see CEMCO Firestop Product Warranty for details.

ASTM & Code Standards

- ✔ AISI S100
- ✔ AISI S220
- ✔ ASTM A653
- ✔ ASTM A1003
- ✔ ASTM C1047
- ✔ ASTM E-84
- ✔ ASTM E90
- ✔ ASTM E-119
- ✔ ASTM E-1966
- ✔ UL 263
- ✔ UL 723
- ✔ UL 2079 5th Edition
- ✔ UL ER25033-01
- ✔ Cal State Fire (BML) 1451-2376:0004
- ✔ L-Rating (air leakage) testing for compliance with International Building Code (IBC) and Canadian Building Code (CBC).
- ✔ UL listings/approvals include: HW-D-0596; HW-D-0621; WW-D-0172
- ✔ **U.S. Patent No. 8,671,632**



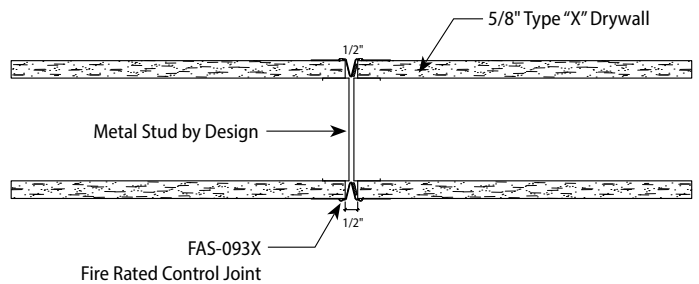
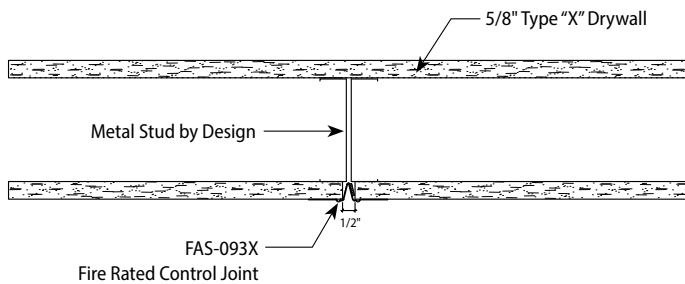
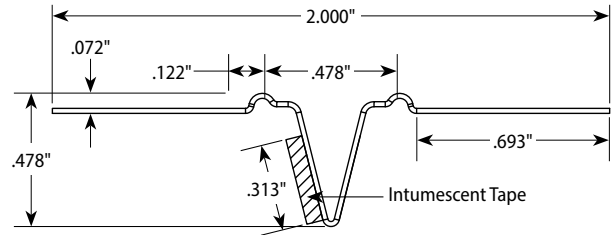

Please refer to www.cemcosteel.com for [UL Fire Rated Assemblies](#) and [Sound Test Reports](#).



This technical information reflects the most current information available and supersedes any and all previous publications effective January 25, 2024.

01-25-24 AT

FAS®-093X™ FIRE RATED CONTROL JOINT



UL Systems available allowing installation on both or one-side of wall assembly. Consult UL System for details.



← View the installation video!



Expanding Your Solutions

800.775.2362 | www.cemcosteel.com

Structural Engineering/Design: 925.473.9340

Technical Services: 800.416.2278

FAS®-093X™-V (VINYL) FIRE RATED CONTROL JOINT

Product Description

CEMCO FAS-093X-V is an extruded flexible PVC control joint with an integrated intumescent strip that provides fire, smoke, and sound rated solutions in vertical and horizontal control joints.



- ♥ Can be used in INTERIOR or EXTERIOR drywall partitions.
- ♥ Has integrated mud legs for attachment and adhesion of joint compounds.
- ♥ Provides an aesthetically pleasing reveal with integrated groove.
- ♥ Installs fully cured, unaffected by water/moisture/temperature.
- ♥ Easily installs using spray adhesive and staples.
- ♥ Pink in color for identification in the inspection process.
- ♥ Does not require drywall rips, fire sealant or mineral wool backing within the wall cavity.
- ♥ Removable tabs to protect the groove during installation.
- ♥ Can be used in metal or wood stud wall assemblies.
- ♥ Provides 1 and 2 hour fire rating from the same profile.
- ♥ Paintable.

Ordering / Packaging


Description	Part #	Length	Pcs/Ctn	Submitted for Review/Use	✓
FAS-093X-V	093XV	10'	20	093X-V	

Storage / Warranty

- ♥ When stored indoors and kept dry in the original package, FAS-093X-V will provide unlimited shelf life.
- ♥ Sustainable Building Life-Cycle Warranty – see CEMCO Firestop Product Warranty for details.

ASTM & Code Standards

- ♥ ASTM C1047-99
- ♥ ASTM D1784-03
- ♥ ASTM D3678-97
- ♥ ASTM E-84
- ♥ ASTM E90
- ♥ ASTM E-119
- ♥ ASTM E-1966
- ♥ UL 263
- ♥ UL 723
- ♥ UL 2079 5th Edition
- ♥ L-Rating (air leakage) testing for compliance with International Building Code (IBC) and Canadian Building Code (CBC).
- ♥ UL listings/approvals include: HW-D-0596; HW-D-0621; WW-D-0172
- ♥ U.S. Patent No. 8,671,632



Please refer to www.cemcosteel.com for [UL Fire Rated Assemblies](#) and [Sound Test Reports](#).



This technical information reflects the most current information available and supersedes any and all previous publications effective January 24, 2024.

01-24-24 AT



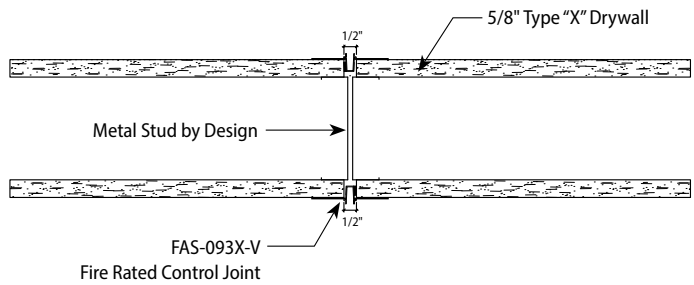
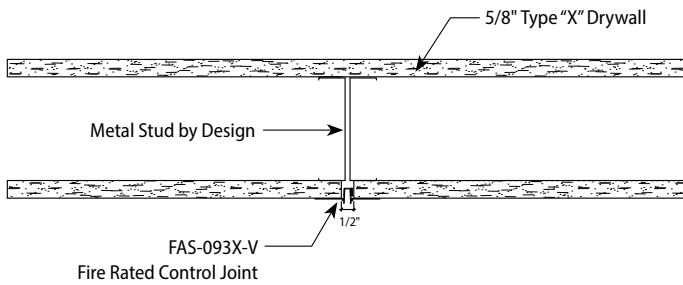
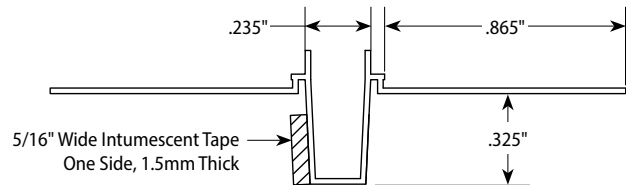

Expanding Your Solutions

800.775.2362 | www.cemcosteel.com

Structural Engineering/Design: 925.473.9340

Technical Services: 800.416.2278

FAS®-093X™-V (VINYL) FIRE RATED CONTROL JOINT



UL Systems available allowing installation on both or one-side of wall assembly. Consult UL System for details.



← View the installation video!

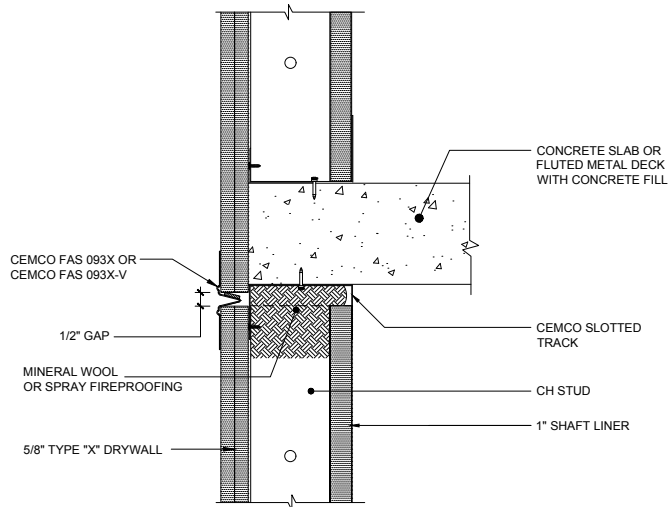
Please refer to www.cemcosteel.com for [UL Fire Rated Assemblies](#) and [Sound Test Reports](#).



This technical information reflects the most current information available and supersedes any and all previous publications effective January 24, 2024.

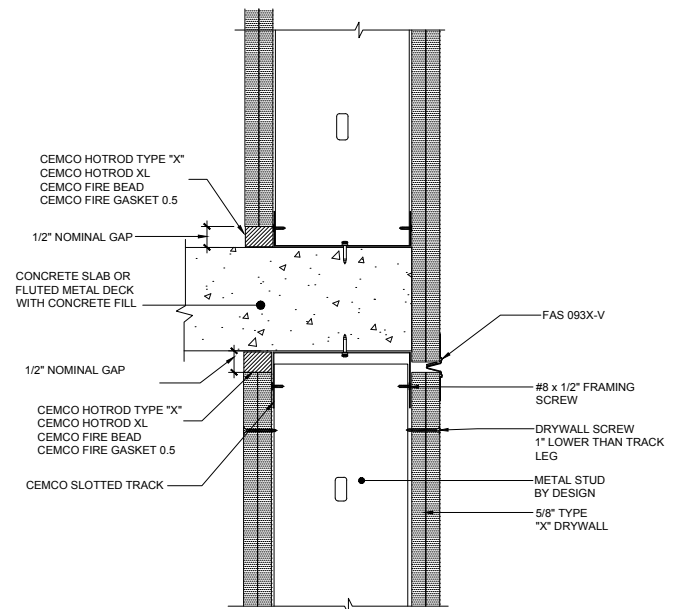
01-24-24 AT

HW-D-0621 2HR SHAFT WALL CONCRETE SLAB BYPASS



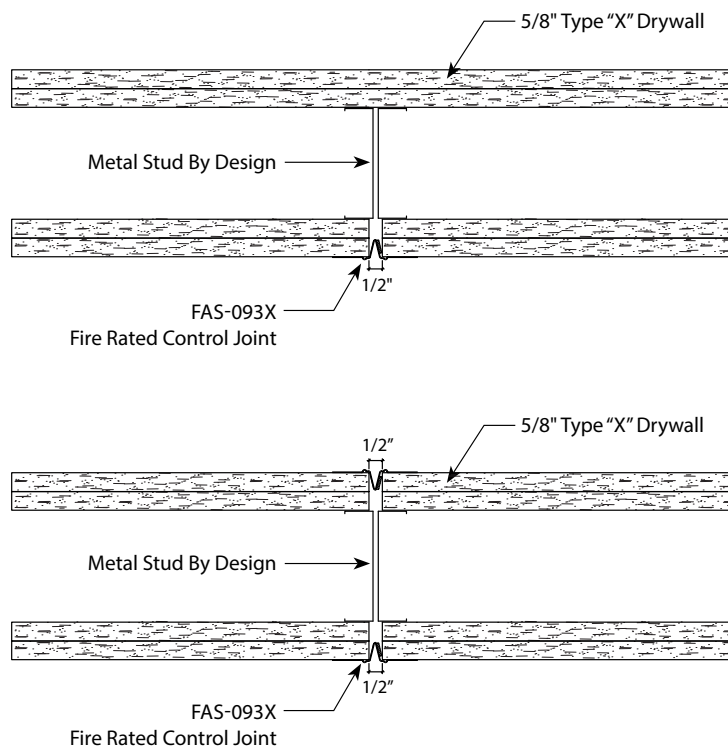
*NOTE: SINGLE LAYER OF 5/8" TYPE "X" DRYWALL FOR 1 HOUR FIRE RATING, 2 LAYERS FOR 2 HOUR

HW-D-0596 2HR STANDARD WALL @ CONCRETE STAIRWELL SLAB BYPASS



*NOTE: SINGLE LAYER OF 5/8" TYPE "X" DRYWALL FOR 1 HOUR FIRE RATING, 2 LAYERS FOR 2 HOUR

WW-D-0172 2HR VERTICAL JOINT FAS 093X



*NOTE: SINGLE LAYER OF 5/8" TYPE "X" DRYWALL FOR 1 HOUR FIRE RATING, 2 LAYERS FOR 2 HOUR

SMOKE AND SOUND STOP

Product Description

CEMCO Smoke and Sound Stop is a compressible rectangular open cell polyurethane foam providing smoke and sound abatement within interior building joints in non-fire rated partitions.

- ☛ Installs at interior building joints only, free from loose debris in dry and frost-free surfaces.
- ☛ Open cell composition that provides a compressible and flexible backing capable of receiving finishing materials such as drywall tape and joint compound.
- ☛ Easily installed by compressing it into the gap between the drywall and surrounding structure.
- ☛ Yellow in color for easy identification during inspection process.
- ☛ Remains flexible for the life of the building joint.
- ☛ Will not harden, shrink, or pull away from the substrate over time.
- ☛ Resists oil and most solvents.
- ☛ Odorless, installs fully cured and will not stain surrounding substrate.
- ☛ **NOT** recommended for use in wet areas.
- ☛ Recommended for use in maximum 3/4" wide joints.
- ☛ Provides Sound Transmission Classification (STC) ratings up to 68.

Ordering / Packaging

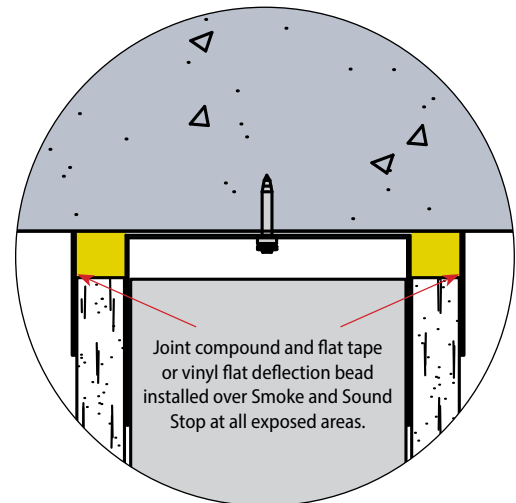
Description	Part #	Size	Length	Pcs/Ctn	Submitted for Review/Use	✓
Smoke and Sound	SSS	1/2" x 1"	1080'	1	Smoke and Sound	

Storage / Warranty

- ☛ When stored indoors and kept dry in the original package, Smoke and Sound will provide unlimited shelf life.
- ☛ Sustainable Building Life-Cycle Warranty – see CEMCO Firestop Product Warranty for details.

ASTM & Code Standards

- ☛ ASTM E-84
- ☛ ASTM E-90
- ☛ L-rating per UL 2079 5th Edition
- ☛ L-Rating (air leakage) testing for compliance with International Building Code (IBC) and Canadian Building Code (CBC)
- ☛ **U.S. Patent Pending**





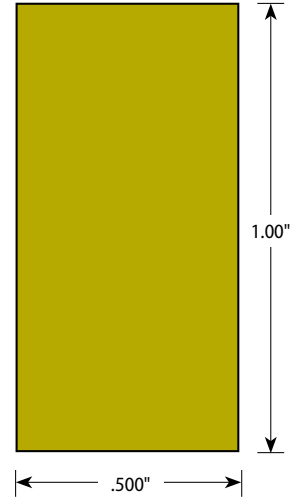
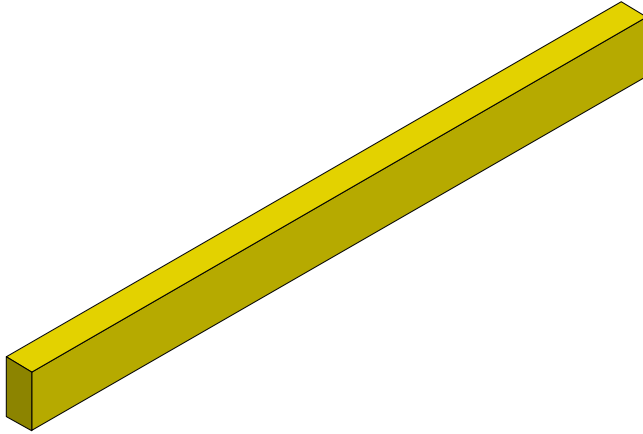
Expanding Your Solutions

800.775.2362 | www.cemcosteel.com

Structural Engineering/Design: 925.473.9340

Technical Services: 800.416.2278

SMOKE AND SOUND STOP



Please refer to www.cemcosteel.com for [UL Fire Rated Assemblies](#) and [Sound Test Reports](#).



This technical information reflects the most current information available and supersedes any and all previous publications effective January 30, 2024.

01-30-24 AT

SOUND GASKET[®] (SOUND ABATEMENT FOR BUILDING JOINTS)

Product Description

CEMCO Sound Gasket is a vinyl accessory that provides smoke and sound ratings for both dynamic and static joints. The unique vinyl profile provides a seal along the inside leg to prevent sound flanking along the leg of the slotted track and framing screws while the outer bubble gasket will compress to seal against uneven concrete.



- » Mechanically or adhesively fastened to the leg of the track. Features a 3/8" hollow bubble gasket on the upper corner that is easily compressed to seal against uneven concrete or fluted decks. Once properly installed, the Sound Gasket provides an unbreakable seal to provide long-term smoke and sound protection.
- » Takes the place of acoustic sealant at building joints.
- » Can be used on head-of-wall, bottom-of-wall, and wall-to-wall building joints.
- » Tested for air leakage for compliance with Section 713.6 of IBC and CBC.
- » Manufactured in a light blue color vinyl that is easily identified by the inspector.
- » Installs fully cured, unaffected by water/moisture/temperature.
- » Very durable and not easily damaged. Once installed, it will not delaminate, take in water, shrink, or harden over time.
- » Installs on both sides of the wall and comes in 10' lengths.
- » Can be installed to the track leg before or after fastening the track in place.
- » Provides up to 1-1/2" overall unencumbered movement.
- » Provides Sound Transmission Classification (STC) ratings up to 68.
- » Paintable.

Ordering / Packaging

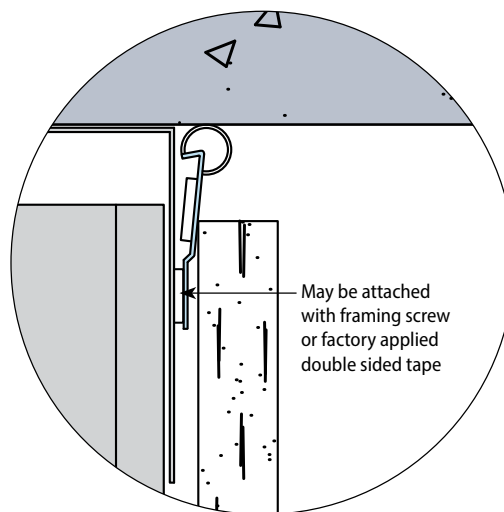
Description	Part #	Size	Length	Pcs/Ctn	Movement	Submitted for Review/Use	✓
SOUND GASKET .5	SG.5	3/8" x 1-1/4"	10'	20	1/2" total	SG.5	
SOUND GASKET 1	SG1	3/8" x 1-5/8"	10'	20	1" total	SG1	
SOUND GASKET 1.5	SG1.5	3/8" x 2-1/4"	10'	20	1-1/2" total	SG1.5	

Storage / Warranty

- » When stored indoors and kept dry in the original package, Sound Gasket will provide unlimited shelf life.
- » Sustainable Building Life-Cycle Warranty – see CEMCO Firestop Product Warranty for details.

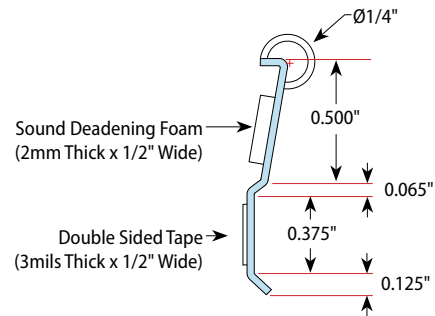
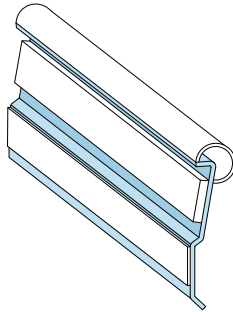
ASTM & Code Standards

- » Sound Tested in accordance with ASTM E90-09
- » Achieves a Class A rating for flame spread and smoke developed when tested under ASTM E84.
- » Air leakage tests conducted for compliance with Section 713.6 of IBC and CBC.
- » **U.S. Patent No. 10,246,871; 10,753,084; 10,954,670**

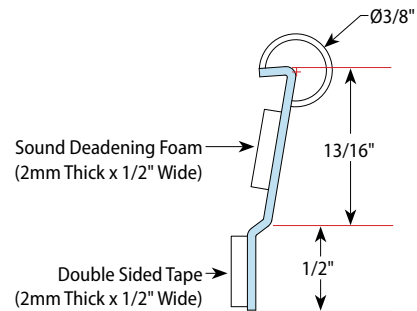
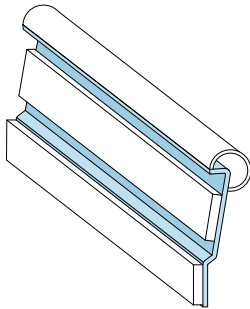


SOUND GASKET[®] (SOUND ABATEMENT FOR BUILDING JOINTS)

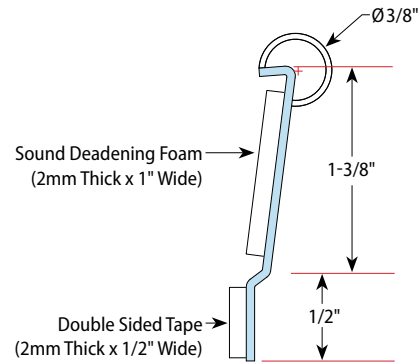
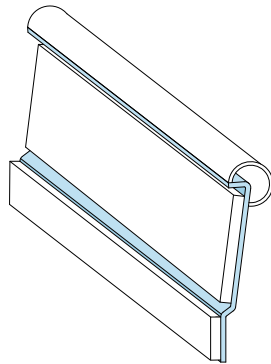
SG.5



SG1



SG1.5



← View the installation video!



← View the installation guide!

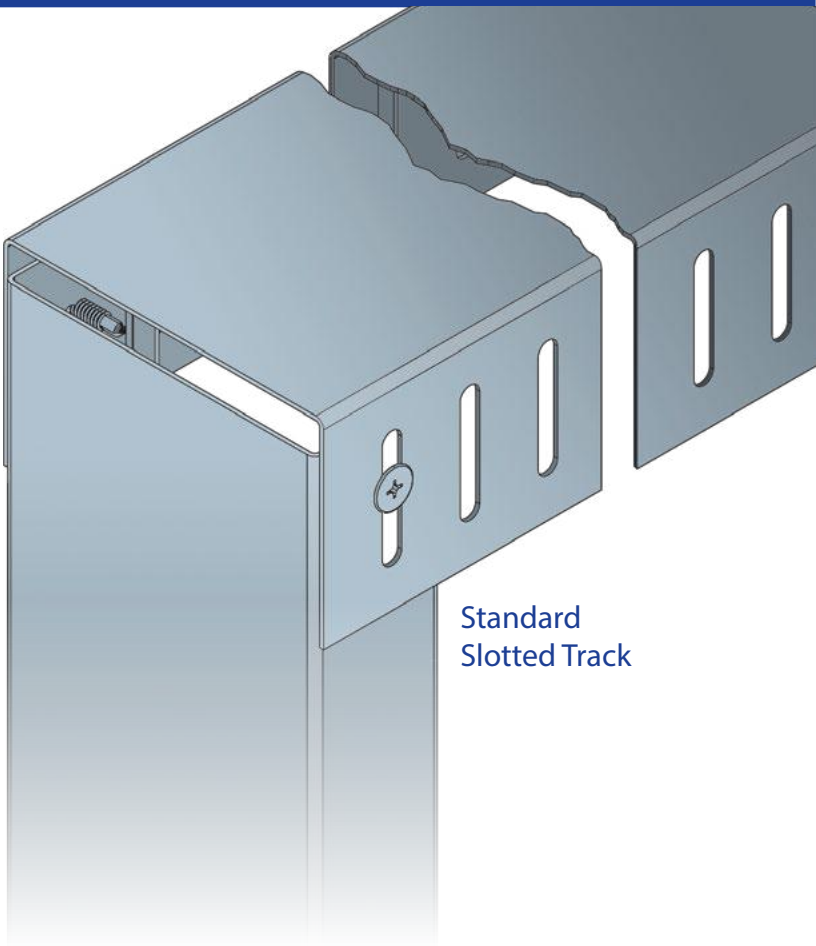
"CST" Brand Slotted Tracks

"CST" brand slotted slip tracks are fabricated in following web depths and thicknesses. All CEMCO CST brand slotted slip tracks are produced from G40 coated steel for 30 and 33 mil products. G60 is available upon request. All others are manufactured with G60 coating. G90 is available upon request.

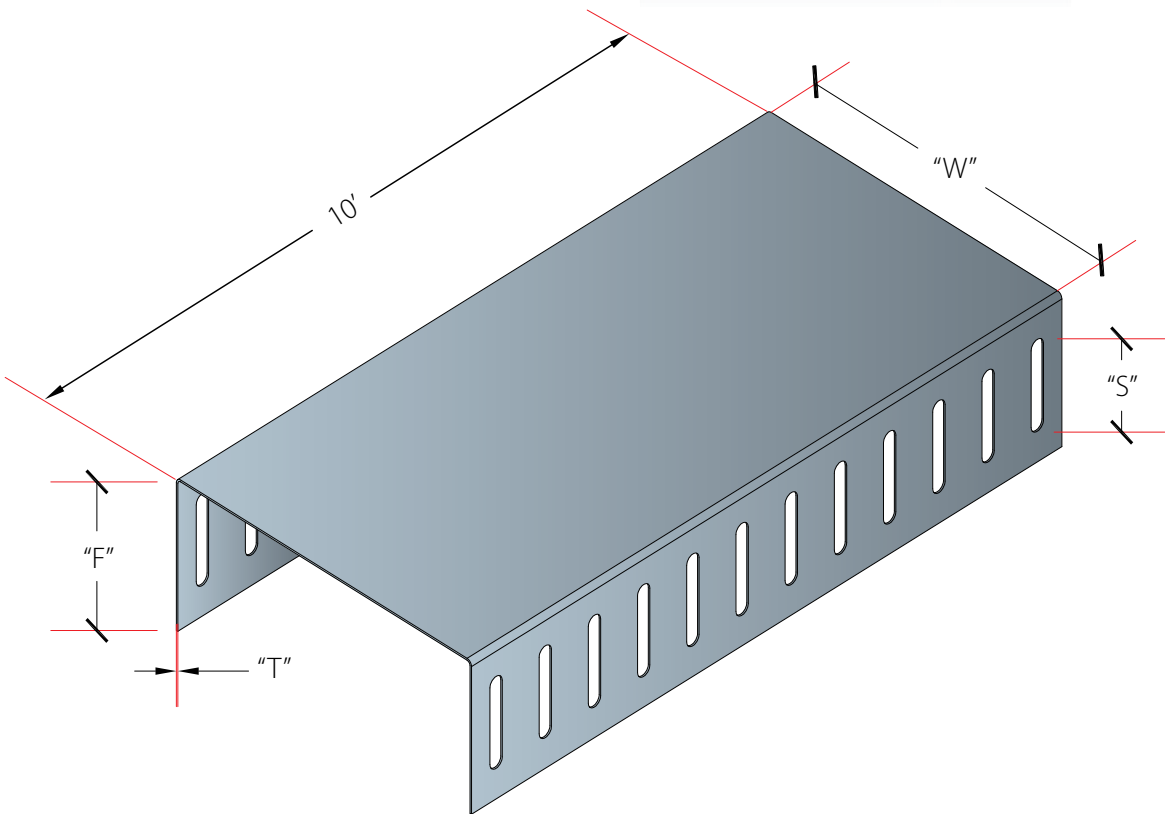
CEMCO Slotted Track Configurations

"W" Web Size (in)	"F" Flange Size (in)	"S" Slot Length (in)	"T" Steel Thickness (mil)
2-1/2, 3-5/8, 4, 6, 8	2-1/2	1-1/2	30, 33, 43, 54, 68
2-1/2, 3-5/8, 4, 6, 8	3	1-1/2	33, 43, 54, 68
2-1/2, 3-5/8, 4, 6, 8	3	2	54, 68
3-5/8, 4, 6, 8	3-1/4	2*	54, 68

*Slots are 1" down from top of track



Standard
Slotted Track

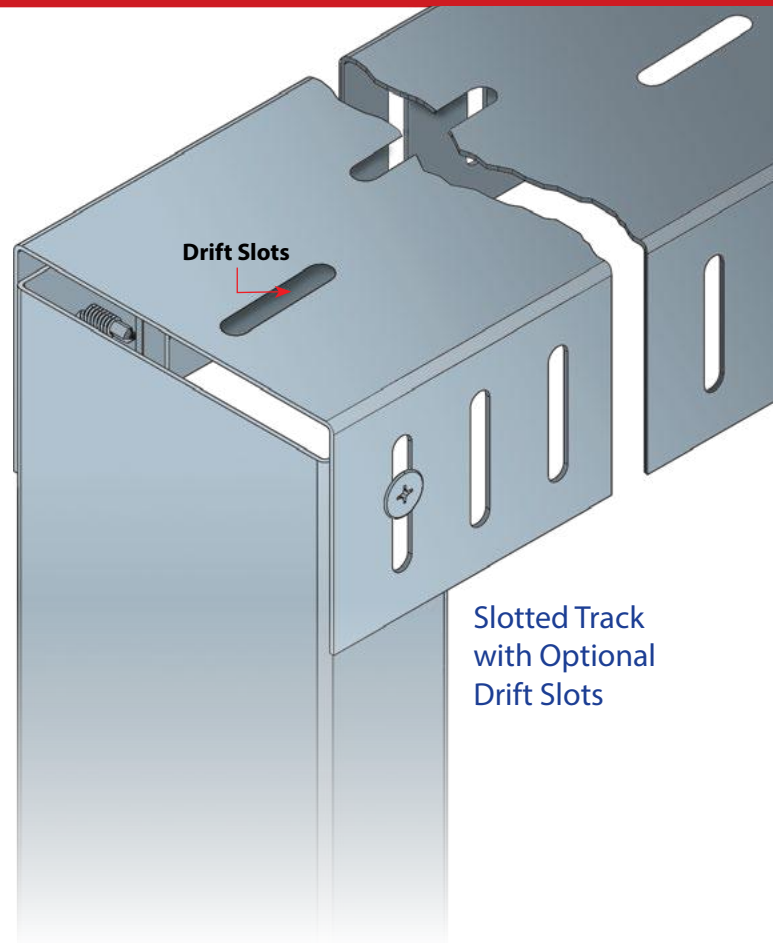


"CST" Brand Slotted Tracks with Optional Drift Slots

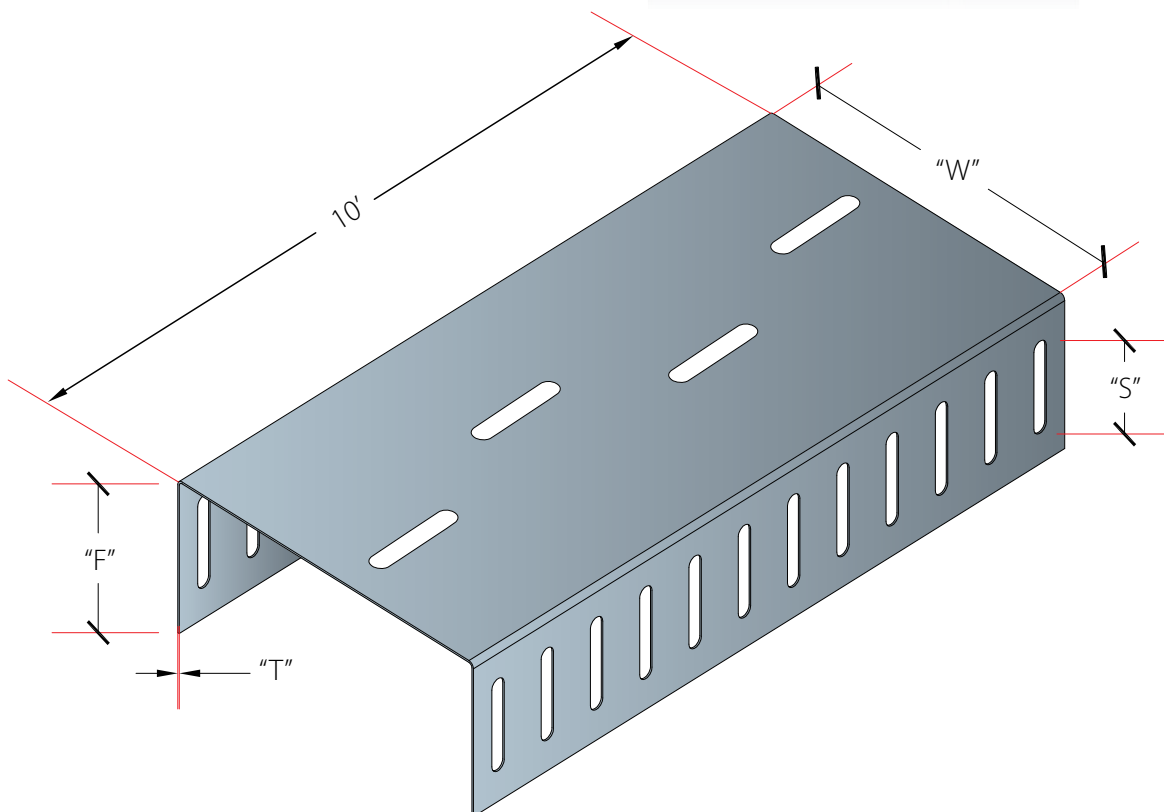
"CST" brand slotted slip tracks are fabricated in following web depths and thicknesses. All CEMCO CST brand slotted slip tracks are produced from minimum G40 coated steel for 33 mil products, and minimum G60 for 43, 54, & 68 mil products. G90 is available upon request.

CEMCO Slotted Track Configurations

"W" Web Size (in)	"F" Flange Size (in)	"S" Slot Length (in)	"T" Steel Thickness (mil)
2-1/2, 3-5/8, 4, 6, 8	2-1/2	1-1/2	33, 43, 54, 68



Slotted Track with Optional Drift Slots





Expanding Your Solutions

Corporate Headquarters

13191 Crossroads Parkway North, Suite 325, City of Industry, CA 91746

P: 800.775.2362 | **F:** 626.330.7598

Southern California Manufacturing Facility

263 North Covina Lane, City of Industry, CA 91746

P: 800.775.2362 | **F:** 626.330.7598

Northern California Manufacturing Facility

1001-A Pittsburg Antioch Hwy, Pittsburg, CA 94565

P: 925.473.9340 | **F:** 925.473.9341

Denver Colorado Manufacturing Facility

490 Osage Street, Denver, CO 80204

P: 303.572.3626 | **F:** 303.572.3627

Fort Worth Texas Manufacturing Facility

8600 Will Rogers Blvd, Fort Worth, TX 76140

P: 817.568.1525 | **F:** 817.568.2759

www.cemcosteel.com

